



**联塑**  
**L & S**

# 中國聯塑集團控股有限公司

## China Liansu Group Holdings Limited

於開曼群島註冊成立的有限公司

Incorporated in the Cayman Islands with limited liability

股份代號 Stock Code : 2128

## 2012 年報

### Annual Report



# 企業簡介

## CORPORATE PROFILE

中國聯塑是中國塑料管道及管件領先的生產商，並於聯交所主板上市(股票簡稱：中國聯塑，股份代號：2128)。本集團擁有位於廣東、貴州、四川、湖北、江蘇、河南、河北、黑龍江、吉林、陝西及新疆的14個主要生產基地和覆蓋全國的銷售網絡。這些生產基地和銷售網絡戰略性地分佈於全中國，因此本集團能及時為客戶提供優質的產品和周到的服務。

中國聯塑能為市場提供品種最為齊全的塑料管道及管件。這些產品被廣泛應用於給水、排水、電力通訊、燃氣、地暖、消防及農業等領域。本集團已進軍家居建材產品，如水暖衛浴、整體廚房和塑鋼門窗等。

中國聯塑為一站式解決方案之供應商，向客戶提供顧問、設計、應用及售後服務。本集團透過參與處於初步階段的項目，協助客戶制定完善的整體方案。

China Liansu is a leading manufacturer of plastic pipes and pipe fittings in the PRC, which is listed on the main board of the Stock Exchange (stock name: China Liansu, stock code: 2128). The Group has 14 major production bases located variously in Guangdong, Guizhou, Sichuan, Hubei, Jiangsu, Henan, Hebei, Heilongjiang, Jilin, Shaanxi and Xinjiang and a sales network covering the whole country. These production bases and sales network are strategically distributed all over China such that the Group can provide quality products and meticulous services to customers in a timely manner.

China Liansu is able to provide the most comprehensive range of plastic pipes and pipe fittings to the market. These products are widely used in areas such as water supply, drainage, power supply and telecommunications, gas supply, floor heating, fire prevention and agriculture. The Group has expanded to home building material products such as sanitary products, holistic kitchen, and plastic-steel doors and windows.

China Liansu is a one-stop solution provider that offers consultation, design, implementation and after-sales services to customers. By getting involved in projects at their initial stage, the Group helps customers to formulate comprehensive, total solutions.



# 目錄 CONTENTS

財務摘要	<b>2</b>	Financial Highlights
五年財務概要	<b>3</b>	Five-year Financial Summary
主席報告	<b>4</b>	Chairman's Statement
董事及高級管理人員履歷	<b>6</b>	Biographical Details of Directors and Senior Management
企業管治報告	<b>13</b>	Corporate Governance Report
管理層討論及分析	<b>25</b>	Management Discussion and Analysis
董事會報告	<b>36</b>	Directors' Report
獨立核數師報告	<b>52</b>	Independent Auditors' Report
綜合全面收益表	<b>54</b>	Consolidated Statement of Comprehensive Income
綜合財務狀況表	<b>55</b>	Consolidated Statement of Financial Position
綜合權益變動表	<b>57</b>	Consolidated Statement of Changes in Equity
綜合現金流量表	<b>59</b>	Consolidated Statement of Cash Flows
公司財務狀況表	<b>61</b>	Company Statement of Financial Position
財務報表附註	<b>62</b>	Notes to Financial Statements
詞彙	<b>135</b>	Glossary
公司資料	<b>137</b>	Corporate Information

## FINANCIAL HIGHLIGHTS

		2012年 2012	2011年 2011	增加／(減少) Increase/ (decrease) (%)
<b>截至12月31日止年度</b> (人民幣百萬元)	<b>For the year ended 31 December</b> (RMB million)			
收入	Revenue	10,891	10,143	7.4
毛利	Gross profit	2,649	2,452	8.0
融資成本	Finance costs	146	111	31.5
息稅折攤前利潤	EBITDA	1,881	1,841	2.2
除稅前溢利	Profit before tax	1,482	1,557	(4.8)
年內溢利	Profit for the year	1,231	1,261	(2.4)
本公司擁有人應佔溢利	Profit attributable to owners of the Company	1,238	1,261	(1.8)
<b>於12月31日(人民幣百萬元)</b>	<b>At 31 December (RMB million)</b>			
資產總值	Total assets	9,783	7,792	25.6
現金及銀行存款	Cash and bank deposits	1,922	2,117	(9.2)
債務總額 <sup>(1)</sup>	Total debts <sup>(1)</sup>	2,225	1,745	27.5
淨債務／(淨現金) <sup>(2)</sup>	Net debt/(net cash) <sup>(2)</sup>	302	(372)	(181.2)
權益總額	Total equity	6,028	4,987	20.9
<b>股份資料</b>	<b>Share information</b>			
每股基本盈利 <sup>(3)</sup> (人民幣)	Basic earnings per share <sup>(3)</sup> (RMB)	0.41	0.42	(2.4)
每股攤薄盈利 <sup>(3)</sup> (人民幣)	Diluted earnings per share <sup>(3)</sup> (RMB)	0.40	0.41	(2.4)
擬派末期每股股息(港仙)	Proposed final dividend per share (HK cents)	12	12	–
每股本公司擁有人應佔權益 (人民幣)	Equity attributable to owners of the Company per share (RMB)	1.99	1.66	19.9
<b>財務比率</b>	<b>Financial ratios</b>			
債務總額對資本總額比率 <sup>(4)</sup> (%)	Total debts to total capital <sup>(4)</sup> (%)	27	26	
淨債務對權益比率 <sup>(5)</sup> (%)	Net debt to equity <sup>(5)</sup> (%)	5	淨現金 Net cash	
利息盈利比率 <sup>(6)</sup> (倍)	Interest cover <sup>(6)</sup> (times)	12.88	16.59	

附註：

- 指銀行貸款及其他借款總額。
- 指債務總額減現金及銀行存款。
- 本公司每股基本盈利與每股攤薄盈利之計算詳述於財務報表附註11。
- 指債務總額除以債務總額加上權益總額的總和。
- 指淨債務除以權益總額。
- 指息稅折攤前利潤除以融資成本。

Notes:

- Represented total bank loans and other borrowings.
- Represented total debts less cash and bank deposits.
- Details of the calculations of the basic and diluted earnings per share of the Company are set out in note 11 to financial statements.
- Represented total debts divided by the sum of total debts and total equity.
- Represented net debt divided by total equity.
- Represented EBITDA divided by finance costs.



# 五年財務概要

## FIVE-YEAR FINANCIAL SUMMARY

		截至12月31日止年度 For the year ended 31 December				
		2012年 2012	2011年 2011	2010年 2010	2009年 2009	2008年 2008
		人民幣千元 RMB'000	人民幣千元 RMB'000	人民幣千元 RMB'000	人民幣千元 RMB'000	人民幣千元 RMB'000
業績	RESULTS					
收入	REVENUE	10,891,363	10,143,296	7,711,532	5,322,244	3,618,526
除稅前溢利	PROFIT BEFORE TAX	1,482,279	1,556,933	1,373,516	799,414	170,741*
所得稅開支	Income tax expense	(251,008)	(296,237)	(241,333)	(155,443)	(34,827)*
年內溢利	PROFIT FOR THE YEAR	1,231,271	1,260,696	1,132,183	643,971	135,914
以下應佔溢利：	Profit attributable to:					
本公司擁有人	Owners of the Company	1,238,322	1,260,758	1,132,183	643,971	135,481
非控制權益	Non-controlling interests	(7,051)	(62)	–	–	433
		1,231,271	1,260,696	1,132,183	643,971	135,914

		於12月31日 At 31 December				
		2012年 2012	2011年 2011	2010年 2010	2009年 2009	2008年 2008
		人民幣千元 RMB'000	人民幣千元 RMB'000	人民幣千元 RMB'000	人民幣千元 RMB'000	人民幣千元 RMB'000
財務狀況	FINANCIAL POSITION					
資產	ASSETS					
非流動資產	Non-current assets	4,669,883	3,284,886	2,014,162	1,542,951	948,422
流動資產	Current assets	5,112,903	4,506,649	3,614,638	1,955,800	1,180,933
資產總額	Total assets	9,782,786	7,791,535	5,628,800	3,498,751	2,129,355
負債	LIABILITIES					
非流動負債	Non-current liabilities	1,715,992	1,770,979	216,605	941,726	63,393
流動負債	Current liabilities	2,038,876	1,033,191	1,407,744	1,515,037	1,641,848
負債總額	Total liabilities	3,754,868	2,804,170	1,624,349	2,456,763	1,705,241
流動資產／(負債) 淨額	NET CURRENT ASSETS/ (LIABILITIES)	3,074,027	3,473,458	2,206,894	440,763	(460,915)
權益	EQUITY					
本公司擁有人 應佔權益	Equity attributable to owners of the Company	6,010,033	4,986,975	4,004,451	1,041,988	424,114
非控制權益	Non-controlling interests	17,885	390	–	–	–
權益總額	Total equity	6,027,918	4,987,365	4,004,451	1,041,988	424,114

附註：

本集團截至2008年及2009年12月31日止年度的過往財務資料乃摘錄自招股章程。

\* 已終止業務的影響已考慮在內。

Note:

The Group's historical financial information for the years ended 31 December 2008 and 2009 was extracted from the Prospectus.

\* The effect of discontinued operations was considered.

## CHAIRMAN'S STATEMENT

中國聯塑2012年整體經營環境在歐債危機及中國政府信用緊縮的雙重影響下，面臨來自需求面的挑戰。然而本集團透過充分發揮在銷售網路、新產品及新技術研發、細化及管理目標市場及品牌等方面的優勢，有效掌握並回應市場趨勢，實現業務的穩健增長，持續為股東創造價值。

截至2012年12月31日止年度，本集團錄得人民幣108.91億元收入，較2011年度的人民幣101.43億元增加7.4%。本公司2012年的擁有人應佔溢利為人民幣12.38億元，較2011年度的人民幣12.61億元減少1.8%。董事會建議派付截至2012年12月31日止年度的末期股息每股12港仙。

回顧2012年，歐債危機持續影響全球經濟復甦，中國政府亦確立謹慎的平穩增長經濟目標，施行信用緊縮政策，影響固定資產投資，為塑料管道的整體發展帶來壓力。然而中國政府亦於年內出台多項措施積極推動基礎建設，包含保障性住房、城鎮基礎設施、新農村建設及水利建設，為本集團的業務提供穩定的產品需求。

面對2012年如此具挑戰性的經營環境，本集團充分利用行業龍頭優勢，強化現有銷售網絡，在三四線城市取得穩健的進展，產能方面亦擴張順利，使得本集團業務能順利推進，為長遠發展打下穩固的基礎。

本集團亦針對精裝房興起的趨勢，於回顧年內著力發展塑鋼門窗系統、水暖衛浴、整體廚房等一系列家居建材產品。為配合新的家居建材業務和本集團業務國際化的步伐，本集團預計將於2013年優化原有的商標，新商標的主要品牌概念為「傳承、輕鬆、安全、分享、及開放」，並已陸續推出融合品牌概念之產品，成為推動本集團業務的主要動力之一。

In 2012, against the backdrop of the Eurozone debt crisis and the Chinese government's credit tightening policies, China Liansu faced a challenging operating environment in terms of market demand. Nevertheless, the Group managed to respond effectively to changing market trends by fully capitalising on its sales network, its research and development capabilities with new products and new technologies, as well as its focused strategy of target marketing and careful brand management. As a result, China Liansu today enjoys steady growth and continues to create value for the Shareholders.

For the year ended 31 December 2012, the Group recorded revenue of RMB10,891 million, an increase of 7.4% from RMB10,143 million in 2011. Profit attributable to owners of the Company was RMB1,238 million in 2012, a decrease of 1.8% from RMB1,261 million in 2011. The Board recommended the payment of a final dividend of HK12 cents per share for the year ended 31 December 2012.

Looking back at 2012, the Eurozone debt crisis continued to be a drag on the global economic recovery, while the Chinese government set a cautious target for steady economic growth. Credit tightening policies were also implemented, which affected the investments in fixed assets, putting pressure on the plastic pipe industry. However, the Chinese government has carried out various supportive measures during the year, to actively promote the construction of infrastructure, including housing units for social security recipients, infrastructure in cities and towns, as well as the development of new villages and water infrastructure. All these will generate steady demand for the Group's products.

In light of 2012's challenging business environment, the Group, as an industry leader, has remained dedicated to strengthen its existing sales network, and has further solidified its foothold in third and fourth tier cities. The Group has also continued to enhance its production capacity. All of these initiatives have helped to build a solid foundation for long-term development and success.

Given today's growing popularity with fitted-out properties, the Group placed great efforts in developing a range of home building material products like plastic-steel doors and windows as well as sanitary products and holistic kitchen during the year under review. In order for the Group's new business of home building materials and the internationalisation of its businesses, the Group plans to enhance the brand trademark with essential messages of "Link, Ease, Safe, Share and Open" in 2013. The Group is now gradually launching products that incorporate those brand essences, and these are expected to become its primary revenue drivers.

展望未來，透過綜觀市場的策略規劃、全國銷售網路的拓展、業務的持續國際化、產能的有序擴張及優化、新產品的開發及品牌細化，有效回應市場需求，提升品牌知名度，鞏固本集團的龍頭地位，走向國際，為股東創造更佳的回報。

在此，本人謹代表董事會向長期以來為本集團做出貢獻的全體員工表達誠摯的謝意，在充滿挑戰的經營環境下，員工的齊心協力與共同奮鬥為本集團提供了向前發展的動力。最後，本人向一直以來提供寶貴支援的廣大客戶、業務夥伴、股東及社會各界朋友表示衷心的感謝！

主席  
黃聯禧

中國順德，2013年3月18日

Looking forward, the Group aims to leverage strategic planning in its market coverage, expand its sales network nationwide, continue the internationalisation of its businesses, initiate the orderly expansion and optimisation of capacity, develop new products and move toward more focused branding. Using these tools, the Group will continue to effectively respond to market demand, enhance brand awareness, fortify its market-leading position and strengthen its international expansion in order to generate better return for the Shareholders.

On behalf of the Board, I would like to express my sincerest gratitude to all employees for their long-term contributions. Their teamwork and hard work have served as a major impetus for the Group's development. This is true especially in today's challenging business environment. Last but not least, I wish to express my heartfelt gratitude to all customers, business partners, the Shareholders, and friends from various communities for their valuable support of the Group.

**Wong Luen Hei**  
*Chairman*

Shunde, the PRC, 18 March 2013

# 董事及高級管理人員履歷

## BIOGRAPHICAL DETAILS OF DIRECTORS AND SENIOR MANAGEMENT

### 執行董事

黃聯禧先生，50歲，為本集團創辦人兼本公司主席，於2009年11月5日獲委任為本公司執行董事。彼亦於本集團內多間成員公司擔任董事職務。彼主要負責本集團的整體戰略策劃及業務管理。黃先生於塑料管道經營及管理方面累積約16年經驗。彼於1996年12月至1999年4月擔任順德聯塑實業的主席，並於2003年獲佛山市順德區人民政府評為「順德優秀民營企業家」。黃先生自2003年任中國人民政治協商會議佛山市順德區委員會委員，並於2006年起任佛山市順德區龍江總商會副會長。黃先生乃左笑萍女士的配偶。

左滿倫先生，40歲，為本集團行政總裁，並於2010年2月27日獲委任為本公司執行董事。彼亦於本集團內多間成員公司擔任董事／總經理／監事職務。彼主要負責本集團日常業務經營管理。左先生於塑料管道行業累積約13年經驗。左先生於1999年12月加盟本集團，自此於經營管理方面曾擔任不同職位。左先生曾獲多個獎項，包括於2009年獲中國塑料加工工業協會評為「中國塑料行業先進工作者」。左先生乃黃聯禧先生的內弟及左笑萍女士的胞弟。

左笑萍女士，46歲，為本集團副總裁，並於2010年2月27日獲委任為本公司執行董事。彼亦於本集團內多間成員公司擔任董事／監事職務。彼主要負責本集團的採購監控及物流管理。左女士於塑料管道行業累積約16年經驗。左女士自1996年12月起擔任順德聯塑實業的董事。於1999年，彼與黃聯禧先生一同成立本集團，出任不同的採購職務。左女士乃黃聯禧先生的配偶及左滿倫先生的胞姐。

### EXECUTIVE DIRECTORS

Mr. Wong Luen Hei, aged 50, is the founder of the Group, the chairman of the Company and was appointed as an executive director of the Company on 5 November 2009. He is also a director of various companies in the Group. He is primarily responsible for the Group's overall strategic planning and business management. Mr. Wong has approximately 16 years of experience in plastic pipe operations and management. He served as the chairman in Shunde Liansu Industrial from December 1996 to April 1999 and was awarded "Outstanding Private Entrepreneur of Shunde" by Shunde People's Government of Foshan in 2003. Mr. Wong has been a member of Shunde District, Foshan City Committee of the Chinese People's Political Consultative Conference since 2003 and a vice president of Foshan Shunde Longjiang General Chamber of Commerce since 2006. Mr. Wong is the spouse of Ms. Zuo Xiaoping.

Mr. Zuo Manlun, aged 40, is the chief executive of the Group and was appointed as an executive director of the Company on 27 February 2010. He is also a director/general manager/supervisor of various companies in the Group. He is primarily responsible for the management of the daily business operations of the Group. Mr. Zuo has approximately 13 years of experience in the plastic pipe industry. Mr. Zuo joined the Group in December 1999 and has held various positions in operation management since joining the Group. Mr. Zuo won several awards including "Outstanding Worker of the Plastic Industry in the PRC" by China Plastics Processing Industry Association in 2009. Mr. Zuo is the brother-in-law of Mr. Wong Luen Hei and the younger brother of Ms. Zuo Xiaoping.

Ms. Zuo Xiaoping, aged 46, is a vice president of the Group and was appointed as an executive director of the Company on 27 February 2010. She is also a director/supervisor of various companies in the Group. She is primarily responsible for procurement control and logistics management of the Group. Ms. Zuo has approximately 16 years of experience in the plastic pipe industry. Ms. Zuo served as a director of Shunde Liansu Industrial from December 1996. In 1999, upon establishing the Group together with Mr. Wong Luen Hei, she held various positions in procurement. Ms. Zuo is the spouse of Mr. Wong Luen Hei and the elder sister of Mr. Zuo Manlun.



#### 執行董事(續)

賴志強先生，46歲，為本集團副總裁，並於2010年2月27日獲委任為本公司執行董事。彼亦於本集團內多間成員公司擔任董事職務。彼主要負責本集團的生產及技術管理。賴先生於塑料管道行業累積約16年經驗，並於1996年12月至1999年11月擔任順德聯塑實業的車間經理。賴先生於1999年12月加盟本集團，自此曾任生產管理方面的不同職務。

孔兆聰先生，47歲，為本集團副總裁，並於2010年2月27日獲委任為本公司執行董事。彼亦於本集團內多間成員公司擔任董事／總經理／監事職務。孔先生主要負責本集團的國內銷售工作，於塑料管道行業擁有約19年經驗。孔先生於1999年12月加盟本集團，自此於生產管理及銷售方面曾擔任不同職務。於加盟本集團之前，孔先生於1993年3月至1999年1月擔任佛山市東建塑料廠的廠長，並於1999年1月至1999年11月擔任順德聯塑實業的生產部經理。

陳國南先生，45歲，為本集團副總裁，並於2010年2月27日獲委任為本公司執行董事。彼亦於本集團內多間成員公司擔任董事職務。彼主要負責管理本集團的質量控制工作。陳先生於塑料管道行業擁有約23年經驗。彼於1999年12月加盟本集團，自此於生產管理及工程方面曾擔任不同職務。於加盟本集團之前，彼於1989年7月至1993年7月為廣東省肇慶高江塑料製品有限公司的技術部製造工程師。於1993年7月至1999年9月，彼為佛山市東建塑料廠的副廠長。陳先生於1999年9月至1999年11月擔任順德聯塑實業的生產部經理。陳先生自2005年起擔任中國塑料加工工業協會塑料管道專業委員會副秘書長。陳先生於1989年7月取得華南理工大學頒授的高分子化學學士學位。

#### EXECUTIVE DIRECTORS (Continued)

Mr. Lai Zhiqiang, aged 46, is a vice president of the Group and was appointed as an executive director of the Company on 27 February 2010. He is also a director of various companies in the Group. He is primarily responsible for the production and technical management of the Group. Mr. Lai has approximately 16 years of experience in the plastic pipe industry and served as a workshop manager of Shunde Liansu Industrial from December 1996 to November 1999. Mr. Lai joined the Group in December 1999 and has held various positions in production management since joining the Group.

Mr. Kong Zhaocong, aged 47, is a vice president of the Group and was appointed as an executive director of the Company on 27 February 2010. He is also a director/general manager/supervisor of various companies in the Group. Mr. Kong is primarily responsible for the China's sales of the Group and has approximately 19 years of experience in the plastic pipe industry. Mr. Kong joined the Group in December 1999 and has held various positions in production management and sales since joining the Group. Prior to joining the Group, Mr. Kong served as a factory manager at Foshan City Dongjian Plastic Materials Factory from March 1993 to January 1999 and served as a manager in the production department of Shunde Liansu Industrial from January 1999 to November 1999.

Mr. Chen Guonan, aged 45, is a vice president of the Group and was appointed as an executive director of the Company on 27 February 2010. He is also a director of various companies in the Group. He is primarily responsible for the management of the quality control of the Group. Mr. Chen has approximately 23 years of experience in the plastic pipe industry. Mr. Chen joined the Group in December 1999 and has held various positions in production management and engineering since joining the Group. Prior to joining the Group, Mr. Chen was a manufacturing engineer in the technology department at Guangdong Province Zhaoqing Gaojiang Plastic Products Co., Limited from July 1989 to July 1993. From July 1993 to September 1999, he was a deputy factory manager at Foshan City Dongjian Plastic Materials Factory. Mr. Chen served as a production manager of Shunde Liansu Industrial from September 1999 to November 1999. Mr. Chen has been a deputy secretary general of Plastic Pipe Special Committee of China Plastics Processing Industry Association since 2005. Mr. Chen obtained a bachelor degree in polymer chemical from South China University of Technology in July 1989.

#### 執行董事(續)

林少全博士，37歲，為本集團副總裁，並於2010年2月27日獲委任為本公司執行董事。彼亦於本集團內多間成員公司擔任董事職務。林博士主要負責本集團的研發及海外銷售工作。林博士於塑料管道行業擁有約10年經驗。彼於2002年7月加盟本集團，自此於研發及海外銷售方面曾擔任不同職務。林博士多年來曾獲多個獎項，包括於2006年獲中華全國總工會頒授「全國五一勞動獎章」。林博士於2002年6月在中山大學取得高分子化學與物理博士學位。

黃貴榮先生，37歲，為本集團副總裁，並於2010年2月27日獲委任為本公司執行董事。彼亦於本集團內多間成員公司擔任董事／總經理／監事職務。黃先生主要負責本集團工廠及生產設備的整體管理，並於塑料管道行業擁有約16年經驗。黃先生於1999年12月加盟本集團，自此於生產管理方面曾擔任不同職務。於加盟本集團之前，黃先生於1996年至1999年擔任佛山市東建塑料廠的副廠長，並於1999年6月至1999年11月擔任順德聯塑實業的塑料生產部副經理。黃先生由2001年9月至2005年7月在湖北工業大學完成市場營銷課程。

羅建峰先生，41歲，於2010年4月2日獲委任為本公司執行董事。彼亦於本集團內多間成員公司擔任監事職務。羅先生於會計方面擁有約19年經驗，並於1993年7月至1996年3月任職於順德市會計師事務所、於1996年4月至2001年12月任職於廣東德正有限責任會計師事務所及於2002年1月至2007年12月任職於廣東公誠會計師事務所。自2008年1月起，羅先生一直在佛山市中正誠會計師事務所有限公司擔任註冊會計師。羅先生為中國註冊會計師協會會員，現任上海證券交易所上市公司萬鴻集團股份有限公司(股份代號：600681)的獨立董事。羅先生於1993年6月取得廣東商學院的經濟學學士學位。

#### EXECUTIVE DIRECTORS (Continued)

Dr. Lin Shaoquan, aged 37, is a vice president of the Group and was appointed as an executive director of the Company on 27 February 2010. He is also a director of various companies in the Group. Dr. Lin is primarily responsible for the research and development and overseas sales of the Group. Dr. Lin has approximately 10 years of experience in the plastic pipe industry. Dr. Lin joined the Group in July 2002 and has held various positions in research and development and overseas sales since joining the Group. Over the years, Dr. Lin has won various awards including "National May First Labor Medal" by All China Federation of Trade Unions in 2006. Dr. Lin received a doctorate degree in polymer chemical and physics from Sun Yat-sen University in June 2002.

Mr. Huang Guirong, aged 37, is a vice president of the Group and was appointed as an executive director of the Company on 27 February 2010. He is also a director/general manager/supervisor of various companies in the Group. Mr. Huang is primarily responsible for the overall management of the factories and production facilities of the Group and has approximately 16 years of experience in the plastic pipe industry. Mr. Huang joined the Group in December 1999 and has held various positions in production management since joining the Group. Prior to joining the Group, Mr. Huang served as a deputy factory manager at Foshan City Dongjian Plastic Materials Factory from 1996 until 1999 and served as a deputy manager of the plastic production department of Shunde Liansu Industrial from June 1999 to November 1999. Mr. Huang completed a program of marketing from Hubei University of Technology from September 2001 to July 2005.

Mr. Luo Jianfeng, aged 41, was appointed as an executive director of the Company on 2 April 2010. He is also a supervisor of various companies in the Group. Mr. Luo has approximately 19 years of experience in accounting and worked at Shunde City Accounting Firm from July 1993 to March 1996, Guangdong Dezheng Accounting Firm with Limited Liability from April 1996 to December 2001 and Guangdong Gongcheng Accounting Firm from January 2002 to December 2007. Since January 2008, Mr. Luo has been working for Foshan City Zhongzhengcheng Accounting Firm Co., Limited as a certified public accountant. Mr. Luo is a member of The Chinese Institute of Certified Public Accountants and is currently an independent director of Winowner Group Co., Ltd. (stock code: 600681), which is listed on the Shanghai Stock Exchange. Mr. Luo obtained a bachelor degree in economics from Guangdong University of Business Studies in June 1993.

#### 非執行董事

林德緯先生，52歲，於2010年2月27日獲委任為本公司非執行董事。林先生於法律行業累積約18年經驗，並於1995年至2001年間在多間中國律師事務所任職兼職律師。自2001年起，林先生一直在廣東法制盛邦律師事務所任職律師，並於2004年成為該律師事務所的合夥人。林先生於2003年為廣州仲裁委員會仲裁員。

林德緯先生目前為廣州粵高專利商標代理有限公司(「粵高專利」)及廣州粵高商標代理有限公司(統稱「粵高」)的董事及股東。由於本集團已與粵高訂立多份代理協議，讓其辦理商標註冊、專利申請及其他相關事宜，所以林先生並不獨立於本集團。委任其為非執行董事是因其具備專業資格及中國法律知識，以及其在法律界的實務經驗。

#### 獨立非執行董事

白重恩博士，49歲，於2010年2月27日獲委任為本公司獨立非執行董事。白博士現時為清華大學經濟管理學院弗里曼經濟學教授、副院長兼經濟學系系主任。白博士為清華大學中國財政稅收研究所所長，並擔任中新蘇州工業園區開發集團股份有限公司及新華信託股份有限公司的獨立董事。於2006年12月至2012年10月，白博士曾於聯交所上市的中信銀行股份有限公司(股份代號：998)任獨立非執行董事。白博士於1988年9月取得加利福尼亞大學聖地亞哥分校數學博士學位，以及於1993年6月取得美國哈佛大學經濟學博士學位。

#### NON-EXECUTIVE DIRECTOR

Mr. Lin Dewei, aged 52, was appointed as a non-executive director of the Company on 27 February 2010. Mr. Lin has approximately 18 years of experience in the legal field and worked as a part-time lawyer at various PRC law firms between 1995 and 2001. Since 2001, Mr. Lin had been practising as a lawyer at Guangdong Everwin Law Office and became a partner at the firm in 2004. Mr. Lin was an arbitrator of the Guangzhou City Arbitration Commission in 2003.

Mr. Lin Dewei is currently a director and shareholder of Guangzhou Yuegao Patent Trademark Agency Co., Ltd. ("Yuegao Patent") and Guangzhou Yuegao Trademark Agency Co., Ltd. (collectively known as "Yuegao"). As the Group has entered into various agency agreements with Yuegao for it to carry out trademark registrations, patent applications and other related matters, Mr. Lin is not independent from the Group. The reasons for his appointment as a non-executive director are due to his professional qualifications and knowledge of PRC laws, as well as his practical experience in the legal field.

#### INDEPENDENT NON-EXECUTIVE DIRECTORS

Dr. Bai Chongen, aged 49, was appointed as an independent non-executive director of the Company on 27 February 2010. Dr. Bai is currently a Mansfield Freeman professor of economics, an associate dean and chairman of the department of Economics in the School of Economics and Management of Tsinghua University. Dr. Bai is a director of the National Institute for Fiscal Studies at Tsinghua University. Dr. Bai serves as an independent director of China-Singapore Suzhou Industrial Park Development Group Co., Ltd. and New China Trust Co., Ltd.. Dr. Bai had been an independent non-executive director of China CITIC Bank Corporation Limited (stock code: 998), which is listed on the Stock Exchange, from December 2006 to October 2012. Dr. Bai obtained a doctorate degree in mathematics from University of California, San Diego in September 1988 and a doctorate degree in economics from Harvard University, US in June 1993.

#### 獨立非執行董事(續)

馮培漳先生，64歲，於2010年2月27日獲委任為本公司獨立非執行董事。馮先生現時為一間執業會計師事務所－馮培漳會計師事務所的獨資經營人及天健(香港)會計師事務所有限公司(前稱德誠會計師事務所有限公司)的董事。馮先生為香港會計師公會會員。馮先生現任在聯交所上市的盈信控股有限公司(股份代號：15)獨立非執行董事兼審核委員會成員。彼為財務匯報檢討委員會的成員及稅務局服務承諾關注委員會的成員。鑒於馮先生在其他公司或組織的大部分董事職務或職位並非全職性質，而馮先生不會參與本公司的日常營運及管理，故其已確認其將能夠分配充足時間履行其在本公司的職務及職責。馮先生於1987年3月在美國安迪亞克大學取得文學碩士學位。

王國豪先生，39歲，於2010年2月27日獲委任為本公司獨立非執行董事。自2002年以來，王先生一直在香港高等法院擔任大律師，專責處理民事及刑事訴訟。王先生為英國特許仲裁員學會會員。彼於1997年8月在夏威夷太平洋大學取得工商管理學士學位及於2001年11月在香港城市大學取得法律學士學位。王先生於2002年7月在香港城市大學取得法學專業證書。

張文宇先生，38歲，於2012年12月31日獲委任為本公司獨立非執行董事及審核委員會成員。張先生於香港理工大學取得文學學士學位，主修會計，並為香港會計師公會會員。張先生擁有逾15年財務管理及財務服務經驗。張先生現為中國一間媒體企業副總經理。於2000年至2004年，張先生任職於一間國際會計師事務所－安永會計師事務所審計部。於2004年至2011年，張先生曾先後於法國巴黎資本(亞太)有限公司、瑞士聯合銀行集團及摩根大通證券(亞太)有限公司的投資銀行部擔任副總裁或董事。於2011年至2012年，張先生曾為一間於聯交所上市的公司擔任副總裁。

#### INDEPENDENT NON-EXECUTIVE DIRECTORS (Continued)

Mr. Fung Pui Cheung, aged 64, was appointed as an independent non-executive director of the Company on 27 February 2010. Mr. Fung is currently practising as a sole proprietor in the name of P C Fung & Company, a certified public accountants firm, and is a director in Pan-China (H.K.) CPA Limited (formally known as NCN CPA Limited). Mr. Fung is a member of the Hong Kong Institute of Certified Public Accountants. Mr. Fung is currently an independent non-executive director and a member of the audit committee of Vantage International (Holdings) Limited (stock code: 15), which is listed on the Stock Exchange. He is a member of the Financial Reporting Review Panel and Inland Revenue Department's Users' Committee. Given most of Mr. Fung's directorships or positions with other companies or associations are not full-time in nature, and Mr. Fung will not be involved in the day-to-day operation and management of the Company, he has confirmed that he would be able to allocate sufficient time to discharge his duties and responsibilities to the Company. Mr. Fung obtained a master degree in arts from Antioch University, US in March 1987.

Mr. Wong Kwok Ho Jonathan, aged 39, was appointed as an independent non-executive director of the Company on 27 February 2010. Since 2002, Mr. Wong has been practising as a barrister of the High Court in Hong Kong specialising in both civil and criminal litigation. Mr. Wong is a member of The Chartered Institute of Arbitrators. Mr. Wong obtained a bachelor degree in business administration from Hawaii Pacific University in August 1997 and a bachelor degree in law from City University of Hong Kong in November 2001. Mr. Wong received a postgraduate certificate in laws from City University of Hong Kong in July 2002.

Mr. Cheung Man Yu, aged 38, was appointed an independent non-executive director and a member of the audit committee of the Company on 31 December 2012. Mr. Cheung obtained a bachelor degree in arts with major in accountancy from The Hong Kong Polytechnic University and is a member of Hong Kong Institute of Certified Public Accountants. Mr. Cheung has over 15 years of experience in financial management and financial services. Mr. Cheung is currently the vice general manager of a media company in the PRC. Mr. Cheung was employed at the audit department of Ernst & Young, an international accounting firm, from 2000 to 2004. Mr. Cheung had been a vice president or director at the respective investment banking division of BNP Paribas Capital (Asia Pacific) Limited, UBS AG and J.P. Morgan securities (Asia Pacific) Limited from 2004 to 2011. From 2011 to 2012, Mr. Cheung was a vice president of a company which is listed on the Stock Exchange.



#### 獨立非執行董事(續)

高立新先生，49歲，於2012年12月31日獲委任為本公司獨立非執行董事及提名委員會成員。高先生為高級工程師，於1985年7月在重慶建築工程學院取得城市燃氣熱能供應工程學士學位。高先生現任住房和城鄉建設部科技發展促進中心處長，主要負責住房和城鄉建設領域技術政策、標準規範、應用技術研究，以及新技術、新產品評估和推廣工作。

高先生為全國化學建材協調組塑料管道專家組副組長、住房和城鄉建設部新型建材製品應用技術專家委員會委員、住房和城鄉建設部市政給水排水標準化技術委員會副秘書長、住房和城鄉建設部燃氣標準化技術委員會委員，以及全國塑料製品標準化技術委員會委員。

高先生先後參加了「城市市政新型管網系統關鍵技術研究」等6項國家科技攻關和科技支撐計劃項目研究，主編了《燃氣用埋地聚乙烯管道系統第1部分：管材》GB 15558.1-2003、《聚乙烯燃氣管道工程技術規程》CJJ 63-2008、《埋地塑料排水管道工程技術規程》CJJ 143-2010等7項國家和行業標準，發表學術論文15篇，參加了建設部公告第659號《建設部關於發佈建設事業「十一五」推廣應用和限制禁止使用技術(第一批)的公告》等4項技術公告制定工作。

#### INDEPENDENT NON-EXECUTIVE DIRECTORS (Continued)

Mr. Gao Lixin, aged 49, was appointed an independent non-executive director and a member of the nomination committee of the Company on 31 December 2012. Mr. Gao, a senior engineer, obtained a bachelor degree in urban gas energy supply engineering from Chongqing Institute of Architectural Engineering in July 1985. Mr. Gao is currently the head of The Technology Development Promotion Centre of Ministry of Housing and Urban-Rural Development, mainly responsible for technology policies, standards and specifications, research in applied technology in the areas of housing and urban-rural development as well as the assessment of new technology and new product and its promotion.

Mr. Gao is the deputy head of The Plastic Pipe Experts Team for National Chemical Building Material's Coordination Group, a member of Applied Technology Advisory Committee for New-Type Building Material Products of Ministry of Housing and Urban-Rural Development, deputy secretary-general of Municipal Water Supply and Drainage Standardisation Technical Committee for Ministry of Housing and Urban-Rural Development, a member of Gas Standardisation Technical Committee for Ministry of Housing and Urban-Rural Development, and a member of National Standardisation Technical Committee of Plastic Products.

Mr. Gao has taken part in 6 national programs for science and technology development and key projects in the national science & technology pillar programs such as "Key technology research on new type of pipe network system in the city". He also served as the editor in chief of 7 national and industrial standards, namely "Buried polyethylene piping systems for the supply of gaseous fuels-Part 1: Pipes" (GB 15558.1-2003), "Technical specification for polyethylene fuel gas pipeline engineering" (CJJ 63-2008), "Technical specification for buried plastic pipeline of sewer engineering" (CJJ 143-2010), etc. He published 15 academic papers, and was engaged in 4 preparation work for technical announcements, such as announcement No. 659 "Announcement published by the Ministry of Construction concerning "Eleventh Five-Year" promotion and constraints on prohibited technologies in use (the first batch)" by the Ministry of Construction.



#### 高級管理層

劉廣根先生，31歲，為本集團財務總監，負責本集團的整體財務及會計事宜。劉先生於2008年11月加盟本集團，之前曾於2004年至2006年任中國工商銀行順德支行財務經理，並於2007年至2008年任中國工商銀行佛山順德海琴灣支行的支行經理。劉先生於2005年9月獲西南財經大學金融學文憑，並於2007年3月至2010年1月完成廣東商學院的法律課程。

關志偉先生，35歲，為本公司聯席公司秘書。關先生在會計、審計及財務擁有逾10年經驗。關先生在2010年6月加入本集團，全職出任秘書。在加入本集團前，關先生於2000年3月至2004年11月任職陳黃鍾蔡會計師事務所，於2004年11月至2007年10月任職羅兵咸永道會計師事務所，及於2007年11月至2009年9月任職德勤•關黃陳方會計師行。後兩家會計師行屬最大國際會計師行之列。關先生於2000年9月在澳洲迪肯大學畢業，取得商業學士學位及於2012年8月在南澳大學取得工商管理碩士學位。彼為香港會計師公會資深會員及澳洲會計師公會會員。

袁水先先生，33歲，為本公司聯席公司秘書。自2005年8月加盟本集團後，袁先生一直擔任董事會主席秘書。於加盟本集團之前，袁先生於2002年7月至2005年7月在廣東省佛山市南海區和順高中任教。彼於2002年7月在華南師範大學畢業，取得文學(英語專業)學士學位。

#### SENIOR MANAGEMENT

Mr. Liu Guanggen, aged 31, is a chief financial officer of the Group and is responsible for the Group's overall financial and accounting affairs. Mr. Liu joined the Group in November 2008. Prior to this, he worked as a finance manager in The Industrial and Commercial Bank of China, Shunde Branch from 2004 to 2006, and was a sub-branch manager of The Industrial and Commercial Bank of China, Foshan Shunde Haiqinwan Sub-Branch from 2007 to 2008. Mr. Liu completed a diploma in finance from Southwestern University of Finance and Economics in September 2005 as well as a program in laws at Guangdong University of Business Studies from March 2007 to January 2010.

Mr. Kwan Chi Wai Samuel, aged 35, is a joint company secretary of the Company. Mr. Kwan has more than 10 years of experience in accounting, auditing and finance. Mr. Kwan joined the Group in June 2010 as secretary on a full time basis. Prior to joining the Group, Mr. Kwan worked in CWCC Certified Public Accountants from March 2000 to November 2004, PricewaterhouseCoopers from November 2004 to October 2007 and Deloitte Touche Tohmatsu from November 2007 to September 2009. The latter two firms are amongst the biggest international accounting firms. Mr. Kwan graduated with a bachelor degree in Commerce from Deakin University of Australia in September 2000 and obtained a master degree in business administration from University of South Australia in August 2012. He is a fellow member of the Hong Kong Institute of Certified Public Accountants and member of the CPA Australia.

Mr. Yuan Shuixian, aged 33, is a joint company secretary of the Company. Since he joined the Group in August 2005, Mr. Yuan has acted as secretary to the chairman of the Board. Prior joining to the Group, Mr. Yuan was a teacher in Heshun High School located at Nanhai District, Foshan City, Guangdong Province from July 2002 to July 2005. He graduated from South China Normal University with a bachelor's degree in literature (specialised in English) in July 2002.

### 企業管治常規

中國聯塑一直致力保持本集團高水平的企業管治常規及商業道德。董事會相信，良好的企業管治常規及商業道德，是達致可持續發展、建立投資者對本公司的信心以及保障和提升股東權益的關鍵。

為追求良好而高水平的企業管治常規，董事會不時檢討本公司的企業管治常規，以達到股東對更臻完善的期望、遵守日趨嚴謹的監管規定，並且履行其對追求卓越企業管治的承諾。董事認為，年內本公司已遵守上市規則附錄14所載守則中的所有適用守則條文。

### 董事進行證券交易之標準守則

本公司已採納上市規則附錄10所載的標準守則作為本公司董事進行證券交易之守則。經向董事特定查詢後，所有董事確認彼等於年內一直遵守標準守則所載之規定標準。標準守則亦應用於本公司其他特定之高級管理人員。董事及行政總裁於本公司及其相聯法團的股份、相關股份及債權證的權益及淡倉於第40至41頁的董事會報告中披露。

### 董事會

#### 董事會組成

董事會現時由十五名董事組成，包括九名執行董事，一名非執行董事，以及五名獨立非執行董事，以上董事任期均為三年或三年內，任期可由任何一方以三個月事先通知終止。於截至2012年12月31日止年度及直至本年報之日，張文宇先生及高立新先生已獲委任為本公司的獨立非執行董事，自2012年12月31日起生效。

### CORPORATE GOVERNANCE PRACTICES

China Liansu is always committed to maintaining high standards of corporate governance practices and business ethics of the Group. The Board believes in good corporate governance practices and business ethics which are essential for achieving sustainable development, establishing investors' confidence in the Company and safeguarding and enhancing the interests of the Shareholders.

In pursuit of good and high standard of corporate governance practices, the Board reviews the corporate governance practices of the Company from time to time so as to meet the expectations of the Shareholders for continual improvement, comply with increasingly stringent regulatory requirements and fulfill its commitment of pursuing excellent corporate governance. In the opinion of the directors, the Company complied with all the applicable code provisions of the Code as set out in Appendix 14 to the Listing Rules during the year.

### MODEL CODE FOR SECURITIES TRANSACTIONS BY DIRECTORS

The Company has adopted the Model Code as set out in Appendix 10 to the Listing Rules as the code governing securities transactions by directors of the Company. Having made specific enquiry to the directors, all of them confirmed that they have complied with the required standard as set out in the Model Code throughout the year. The Model Code is also applicable to other specific senior management officers of the Company. The directors and chief executive's interests and short positions in the shares, underlying shares and debentures of the Company and its associated corporations are disclosed in the Directors' Report on pages 40 to 41.

### BOARD

#### THE COMPOSITION OF THE BOARD

The Board currently comprises 15 directors, including 9 executive directors, 1 non-executive director and 5 independent non-executive directors. The term of office of each of the above directors is 3 years or within 3 years, which can be terminated by 3 month prior notice by either party. During the year ended 31 December 2012 and up to the date of this annual report, Mr. Cheung Man Yu and Mr. Gao Lixin were appointed as independent non-executive directors of the Company with effect from 31 December 2012.

## 董事會(續)

### 董事會組成(續)

根據本公司的組織章程細則(「章程細則」)，如任何董事獲委任以填補臨時空缺，或獲委任加入董事會為新董事，則任期僅至本公司下屆股東週年大會為止，其時，彼等即合資格於有關大會上重選。此外，於本公司每屆股東週年大會上，應有不少於當時董事人數三分之一的董事輪席告退(至少每三年一次)。倘董事會成員之間存有任何關係，包括財務、業務、家屬或其他重大／相關的關係，有關披露已刊載於「董事及高級管理人員履歷」及董事會報告的「董事及行政總裁於股份、相關股份及債權證的權益及淡倉」內。

### 主席及行政總裁

為有效區分董事會管理層與本集團之日常管理及業務營運，主席由黃聯禧先生擔任及行政總裁由左滿倫先生擔任。主席之其中一項重要職能乃領導董事會，以確保董事會一直以本集團之最佳利益行事。主席須確保董事會有效運作，完全履行其職責，並確保所有重大問題能及時於董事會會議討論。就任何載於議程之建議事項，全體董事均獲得諮詢。主席已將每次董事會會議議程起草之責任委託予行政總裁及聯席公司秘書。在行政總裁及聯席公司秘書之協助下，主席旨在確保全體董事已適當了解任何董事會會議上提呈之問題，並已及時收到充分及可靠之信息。

### 非執行董事

非執行董事提供各項專業知識和經驗，並進行核查與維持平衡，以維護本集團及股東之利益。彼參與董事會會議及各委員會會議，對涉及本集團之策略、表現、利益衝突及管理過程之問題做出獨立判斷，以確保全體股東之利益獲得適當考慮。

## BOARD (Continued)

### THE COMPOSITION OF THE BOARD (Continued)

Pursuant to the articles of association of the Company (the "Articles"), any director appointed to fill a casual vacancy or as an addition to the existing directors shall hold office only until the next annual general meeting of the Company and shall then be eligible for re-election at that meeting. In addition, at every annual general meeting of the Company, not less than one-third of the directors for the time being shall retire from office by rotation provided that every director shall be subject to retirement by rotation at least once every three years. If there exists any relationship among the members of the Board, including financial, business, family or other material/relevant relationship, the disclosure has been published in the section headed "Biographical Details of Directors and Senior Management" and "Directors and Chief Executive's Interests and Short Positions in Shares, Underlying Shares and Debentures" of the Directors' Report.

### CHAIRMAN AND CHIEF EXECUTIVE

To segregate the management of the Board from the daily management and business operations of the Group effectively, the post of chairman and the chief executive are held by Mr. Wong Luen Hei and Mr. Zuo Manlun, respectively. One of the important duties of the chairman is to lead the Board to ensure the Board always acts in the best interests of the Group. The chairman shall ensure the effective operation of the Board and fully perform his/her duties and ensure all important issues are discussed at Board meetings in a timely manner. All directors will be consulted for any proposed items in the agenda. The chairman has delegated the drafting of the agenda of each Board meeting to the chief executive and the joint company secretaries. With the assistance of the chief executive and the joint company secretaries, the chairman aims to ensure all directors are adequately briefed on any issues put forward at a Board meeting and receive sufficient and reliable information in a timely manner.

### NON-EXECUTIVE DIRECTOR

Non-executive director provides various expertise and experiences and conduct reviews and maintain balance to safeguard the interests of the Group and the Shareholders. He participates in Board meetings and committee meetings and makes independent judgements on issues related to the Group's strategies, performance, interest conflicts and management process so as to ensure the interests of all Shareholders are properly considered.

## 董事會(續)

### 獨立非執行董事

本公司已收到各獨立非執行董事根據上市規則第3.13條就其獨立性而作出的年度確認函。本公司根據上市規則第3.13條所載獨立指引條款視全體獨立非執行董事為獨立人士。

### 董事會職責

董事會肩負向本集團提供有效及負責可靠的領導責任。董事會在本公司發展戰略、管理架構、投資及融資、計劃、財務監控、人事等方面依照守則的規定行使管理決策權。

本公司已經聘請安永會計師事務所為本公司獨立核數師，就截至2012年6月30日止6個月的中期業績進行審閱，及就截至2012年12月31日止年度的全年業績進行審核。本公司董事承認彼等有編製年報及中期報告的財務報表的責任。在編製截至2012年12月31日止年度財務報表時，董事已根據香港財務報告準則揀選及運用合適的會計政策及作出審慎合理的判斷和估計。

本公司外聘核數師就本公司財務報表作出的匯報責任聲明刊載於第52至53頁的獨立核數師報告內。

### 董事會會議及股東大會

截至2012年12月31日止年度，本公司董事會召開五次會議，以審閱營運表現、資金需求及最近市況，以考慮和批准本集團之整體策略、截至2011年12月31日止年度的經審核全年業績及截至2012年6月30日止6個月的經審閱中期業績。

董事會主席及審核委員會、提名委員會及薪酬委員會的主席均有出席本公司於2012年5月31日舉行的股東週年大會「股東週年大會」。

## BOARD (Continued)

### INDEPENDENT NON-EXECUTIVE DIRECTORS

The Company has received annual confirmations made by each of the independent non-executive directors under Rule 3.13 of the Listing Rules regarding their independence. The Company regarded all independent non-executive directors as independent parties in accordance with the terms of the independence guidelines set out in Rule 3.13 of the Listing Rules.

### DUTIES OF THE BOARD

The Board shoulders the responsibility of providing effective, responsible and reliable leadership to the Group. The Board exercises its rights in management decision on the aspects of the Company's development strategy, management structure, investment and financing, planning, financial and control and personnel in accordance with the requirements of the Code.

The Company appointed Ernst & Young as the Company's independent auditor to review the interim results for the six months ended 30 June 2012 and to audit the annual results for the year ended 31 December 2012. The directors of the Company acknowledge their responsibility for preparing the financial statements of the annual report and the interim report. In preparing the financial statements for the year ended 31 December 2012, the directors have selected and applied appropriate accounting policies and have made prudent and reasonable judgements and estimates in accordance with Hong Kong Financial Reporting Standards.

The declaration of reporting responsibility issued by the external auditor of the Company on the Company's financial statements is set out in the Independent Auditors' Report on pages 52 to 53.

### BOARD AND GENERAL MEETINGS

For the year ended 31 December 2012, the Board convened five meetings to review operating performance and funding requirement, recent market conditions, considered and approved the Group's overall strategy, audited annual results for the year ended 31 December 2011 and reviewed interim results for the six months ended 30 June 2012.

The chairman of the Board and the chairman of the audit committee, the nomination committee and the remuneration committee, attended the annual general meeting ("AGM") of the Company held on 31 May 2012.

董事會(續)

BOARD (Continued)

董事會會議(續)

BOARD MEETINGS (Continued)

下表載列2012年董事會各成員的出席會議情況：

The table below sets out the attendance of all members of the Board at the meetings held in 2012:

董事	Directors	股東週年大會 AGM	董事會 Board	出席次數／合資格出席的次數 <sup>(1)</sup> Meetings attended/eligible to attend <sup>(1)</sup>		
				審核委員會 Audit Committee	提名委員會 Nomination Committee	薪酬委員會 Remuneration Committee
<b>執行董事</b>	<b>Executive directors</b>					
黃聯禧	Wong Luen Hei	1/1	5/5	–	1/1	2/2
左滿倫	Zuo Manlun	1/1	5/5	–	1/1	2/2
左笑萍	Zuo Xiaoping	1/1	3/5	–	–	–
賴志強	Lai Zhiqiang	1/1	4/5	–	–	–
孔兆聰	Kong Zhaocong	1/1	4/5	–	–	–
陳國南	Chen Guonan	1/1	5/5	–	–	–
林少全	Lin Shaoquan	1/1	5/5	–	–	–
黃貴榮	Huang Guirong	0/1	5/5	–	–	–
羅建峰	Luo Jianfeng	1/1	5/5	–	–	–
<b>非執行董事</b>	<b>Non-executive director</b>					
林德緯	Lin Dewei	1/1	5/5	2/2	–	–
<b>獨立非執行董事</b>	<b>Independent non-executive directors</b>					
白重恩	Bai Chongen	0/1	3/5	–	0/1	1/2
馮培漳	Fung Pui Cheung	1/1	5/5	2/2	1/1	2/2
王國豪	Wong Kwok Ho Jonathan	1/1	2/5 <sup>(3)</sup>	1/2 <sup>(3)</sup>	1/1	1/2
張文宇 <sup>(2)</sup>	Cheung Man Yu <sup>(2)</sup>	–	1/1	1/1	–	–
高立新 <sup>(2)</sup>	Gao Lixin <sup>(2)</sup>	–	1/1	–	0/0	–

附註：

Notes:

1. 根據章程細則規定，董事均可親身、透過電話或其他視像會議途徑出席大會。
2. 於2012年12月31日獲委任為董事。
3. 其中一次由受委代表出席。
4. 於2012年內，概無其他股東大會舉行。

1. Directors may attend meetings in person, by phone or through other means of video conference in accordance with the Articles.
2. Directors who were appointed with effect from 31 December 2012.
3. One of which by proxy.
4. There was no other general meeting held in 2012.



## 董事會(續)

### 董事會會議(續)

本公司向董事發出恰當的董事會會議通告，而董事會會議程序均遵守章程細則及相關規則及條例。議程及相關文件會按時向全體董事發出。主席會就董事會會議上提出的事項向全體董事作適當簡報。為確保符合董事會會議程序及所有適用規則及規定，所有董事均可及時全面地瞭解所有相關數據，並可獲聯席公司秘書提供意見及服務。董事會會議記錄由聯席公司秘書保存，可供董事及本公司核數師查閱。

### 董事培訓及支援

本公司鼓勵董事參與持續專業發展，發展並更新彼等之知識及技能。本公司向每名新委任的董事提供全面的就任資料文件，涵蓋香港上市公司董事之職責及法律責任概要、本公司之組織章程文件以及香港公司註冊處發出的董事責任指引，確保有關董事充份知悉最佳企業管治常規。

聯席公司秘書不時向董事匯報上市規則、企業管治常規以及其他監管制度之最新變動及發展並提供相關書面資料，亦安排講座講解有關董事職務及職責之專業知識及監管規定的最新情況。

本公司於2012年為董事舉辦了一次內部講座，內容包括遵守優先票據契約。本公司亦向新委任之獨立非執行董事提供有關董事責任的簡報。

### 聯席公司秘書之責任

聯席公司秘書乃對董事會負責，以確保已遵從董事會程序，並保證董事會已就全部法例、監管和企業管治發展獲得全面簡報，且董事會作出決定時已考慮彼等之意見。聯席公司秘書亦直接負責本集團遵守上市規則、香港公司收購、合併及股份回購守則、公司條例、證券及期貨條例以及其他適用法律、規則及規例下之持續責任。

## BOARD (Continued)

### BOARD MEETINGS (Continued)

The Company gives proper notices of Board meeting to directors and the procedure of Board meetings is in compliance with the Articles and the relevant rules and regulations. The agenda and the relevant documents will be provided to all directors in a timely manner. The chairman will give a proper briefing to all directors on items to be put forward at a Board meeting. To ensure compliance with the procedure of Board meetings and all applicable rules and regulations, all directors may gain a full understanding of all relevant data in a timely manner and may receive advice and services from the joint company secretaries. The minutes of Board meetings are kept by the joint company secretaries and are available for inspection by directors and the auditor of the Company.

### TRAINING AND SUPPORT FOR DIRECTORS

The directors are encouraged to participate in continuous professional development to develop and refresh their knowledge and skills. The Company would provide a comprehensive induction package covering the summary of the responsibilities and obligations of a director of a Hong Kong listed company, the Company's constitutional documents and the Guides on Directors' Duties issued by the Hong Kong Companies Registry to each newly appointed director to ensure his/her sufficient awareness of good corporate governance practices.

The joint company secretaries report from time to time the latest changes and development of the Listing Rules, corporate governance practices and other regulatory regime to the directors with written materials, as well as organise seminars on the professional knowledge and latest development of regulatory requirements related to director's duties and responsibilities.

During the year of 2012, there was an in-house seminar conducted covering the topic of compliance to the Indenture of the Senior Notes for the directors. Briefings on the directors' duties were also given to the newly appointed independent non-executive directors.

### RESPONSIBILITY OF JOINT COMPANY SECRETARIES

The joint company secretaries report to the Board so as to ensure compliance with the procedure of the Board and ensure the Board is fully briefed on all legislations, regulations and corporate governance development and has considered their opinions when making a decision. The joint company secretaries are also directly responsible for the Group's compliance with its continuing obligations under the Listing Rules, Hong Kong Codes on Takeovers and Mergers and Share Repurchases, Companies Ordinance, Securities and Futures Ordinance and other applicable laws, rules and regulations.

## 董事委員會

董事會已將各種職責分派予董事會屬下若干委員會，包括本公司之審核委員會(「審核委員會」)、薪酬委員會(「薪酬委員會」)以及提名委員會(「提名委員會」)(統稱為「董事委員會」)。董事委員會可以聘請中介機構提供專業意見，所產生的合理費用由公司承擔。

### 審核委員會

審核委員會由四名成員組成，即獨立非執行董事馮培漳先生(審核委員會主席)、非執行董事林德緯先生、王國豪先生及於2012年12月31日獲委任為成員之張文宇先生(均為獨立非執行董事)。審核委員會的主要職責是就本集團的經濟運行和財務活動、財務政策、財務工作程序、內部控制、外部審計、內部審計、財務信息報告和財務數據真實準確性等方面提供獨立及客觀的審核，協助董事會履行其相關職責。

審核委員會須每年至少召開會議兩次。於2012年，審核委員會召開了兩次會議。該等會議之出席記錄(以列名形式)載列於第16頁。

以下為審核委員會2012年內的工作概要：

- 審閱截至2011年12月31日止年度的年報及年度業績公告，並建議董事會通過；
- 檢討安永會計師事務所的獨立性確認文件及其致審核委員會截至2011年12月31日止年度的報告，並向董事會建議於2012年股東週年大會上重新委任安永會計師事務所；
- 審閱持續關連交易；
- 審閱本集團內部審計處的報告；
- 審閱截至2012年6月30日止六個月的中期報告及中期業績公告，並建議董事會通過；

## BOARD COMMITTEES

The Board has delegated various responsibilities to certain committees under its supervision, including the Company's audit committee ("Audit Committee"), remuneration committee ("Remuneration Committee") and nomination committee ("Nomination Committee") (collectively known as "Board Committees"). Board Committees can engage intermediaries to provide professional opinions and the reasonable expenses incurred as a result are borne by the Company.

### AUDIT COMMITTEE

The Audit Committee comprises four members, namely Mr. Fung Pui Cheung (chairman of the Audit Committee and independent non-executive director), Mr. Lin Dewei (non-executive director), Mr. Wong Kwok Ho Jonathan and Mr. Cheung Man Yu who was appointed with effect from 31 December 2012 (both are independent non-executive directors). The major responsibility of the Audit Committee is to conduct independent and objective audit of the truth and accuracy of the Group's economic operation and financial activities, financial policies, financial procedures, internal control, external audit, internal audit, financial information reporting and financial data and assist the Board in discharging its relevant duties.

The Audit Committee shall convene at least two meetings each year. In 2012, the Audit Committee convened two meetings. The attendance record of the meetings is set out on a named basis on page 16.

The following is a summary of work performed by the Audit Committee during 2012:

- review of the annual report and the annual results announcement for the year ended 31 December 2011, with a recommendation to the Board for approval;
- review of Ernst & Young's confirmation of independence and its report for the Audit Committee for the year ended 31 December 2011, with a recommendation to the Board for the re-appointment of Ernst & Young at the 2012 annual general meeting;
- review of continuing connected transactions;
- review of the Group internal audit reports;
- review of the interim report and the interim results announcement for the six months ended 30 June 2012, with a recommendation to the Board for approval;

## 董事委員會(續)

### 審核委員會(續)

- 檢討及通過安永會計師事務所致審核委員會截至2012年6月30日止六個月的報告；
- 考慮並通過審計及非審計服務；
- 審閱截至2011年12月31日止年度的企業管治報告及截至2012年6月30日止六個月的企業管治披露，並建議董事會通過；及
- 根據守則審閱年報內部監控的成效，並建議董事會通過。

於年度結束後，審核委員會審閱截至2012年12月31日止年度的年報及年度業績公告，並建議董事會通過。

### 外聘核數師

截至2012年12月31日止年度，本集團向外聘核數師已支付或應付之服務費用載列如下：

		人民幣百萬元 RMB million
年度審計服務	Annual audit services	4.62
非審計服務 <sup>(1)</sup>	Non-audit services <sup>(1)</sup>	2.03
總計	Total	6.65

附註<sup>(1)</sup> 已付或應付外聘核數師的非審計服務費，主要屬審閱公司的中期業績及提供稅務事宜的意見。基於外聘核數師的專業知識，由其提供該等服務具成本效益及效率。

### 薪酬委員會

薪酬委員會由五名成員組成，即執行董事黃聯禧先生、執行董事左滿倫先生、馮培漳先生、白重恩博士和王國豪先生(均為獨立非執行董事)。馮培漳先生於2012年3月16日替代了黃聯禧先生為薪酬委員會主席。

## BOARD COMMITTEES (Continued)

### AUDIT COMMITTEE (Continued)

- review and approval of Ernst & Young's report for the Audit Committee for the six months ended 30 June 2012;
- consideration and approval of audit and non-audit services;
- review of the corporate governance report for the year ended 31 December 2011 and the corporate governance disclosures for the six months ended 30 June 2012, with recommendations to the Board for approval; and
- review of the annual report on effectiveness of internal controls under the Code, with a recommendation to the Board for approval.

Subsequent to the year end, the Audit Committee reviewed the annual report and annual results announcement for the year ended 31 December 2012 with a recommendation to the Board for approval.

### EXTERNAL AUDITORS

For the year ended 31 December 2012, the service fees paid or payable by the Group to the external auditors are set out as follows:

Note<sup>(1)</sup> The non-audit service fees paid or payable to the external auditors were mainly for reviewing the Company's interim results and advice on taxation matters. The provision of these services by external auditors were cost effective and efficient due to their professional knowledge.

### REMUNERATION COMMITTEE

The Remuneration Committee comprises five members, namely Mr. Wong Luen Hei (executive director), Mr. Zuo Manlun (executive director), Mr. Fung Pui Cheung, Dr. Bai Chongen and Mr. Wong Kwok Ho Jonathan (all of them are independent non-executive directors). On 16 March 2012, Mr. Fung Pui Cheung has replaced Mr. Wong Luen Hei as the chairman of the Remuneration Committee.

## 董事委員會(續)

### 薪酬委員會(續)

薪酬委員會的主要職責是負責研究與制訂公司的薪酬政策和激勵機制，以及負責制訂公司董事與高級管理人員的考核標準並進行考核。

釐定董事會成員的薪酬及袍金水平時，本公司會將市場水平及每位董事的工作量、職責及工作複雜程度等因素一併考慮。釐定董事及高級管理人員薪酬時乃考慮下列因素：

- 業務需要；
- 個別董事的表現及對業績的貢獻；
- 公司業績與盈利；
- 留任因素與個人潛能；
- 有關市場上供求波動及競爭環境轉變等變動；及
- 整體經濟環境。

董事概不會在檢討過程中參與釐定本身的酬金。

薪酬委員會須每年至少召開會議一次。於2012年，薪酬委員會召開了兩次會議並向董事會就董事及高級管理層的薪酬方案提出推薦建議。該等會議之出席記錄(以列名形式)載列於第16頁。

有關董事薪酬及五名最高薪酬僱員的詳情載於財務報表附註8。此外，三名高級管理層之酬金範圍為少於人民幣100萬元。

## BOARD COMMITTEES (Continued)

### REMUNERATION COMMITTEE (Continued)

The Remuneration Committee is mainly responsible for studying and formulating the Company's remuneration policy and incentive mechanism and is responsible for formulating the standards for the appraisal of the Company's directors and senior management and conducting appraisals.

In order to determine the level of remuneration and fees paid to members of the Board, market rates and factors such as each director's workload, responsibility and job complexity are taken into account. The following factors are considered when determining the remuneration packages of directors and senior management:

- business requirements;
- individual performance and contribution to results;
- company performance and profitability;
- retention considerations and the potential of individuals;
- changes in relevant markets, including supply and demand fluctuations and changes in competitive conditions; and
- general economic situation.

During the review process, no individual director is involved in decisions relating to his/her own remuneration.

The Remuneration Committee shall convene at least one meeting each year. In 2012, the Remuneration Committee convened two meetings and made the recommendation of the remuneration packages for directors and senior management to the Board. The attendance record of the meetings is set out on a named basis on page 16.

Details of directors' remuneration and five highest paid employees are set out in note 8 to the financial statements. In addition, the remuneration of the three senior management fell within the band of less than RMB1 million.

## 董事委員會(續)

### 提名委員會

提名委員會由六名成員組成，即黃聯禧先生(提名委員會主席兼執行董事)、左滿倫先生(執行董事)、馮培漳先生、白重恩博士、王國豪先生及於2012年12月31日獲委任為成員之高立新先生(均為獨立非執行董事)。提名委員會的主要職責是就本公司董事及高級管理人員的建議人選、選擇標準及程序進行研究並提出推薦建議。

本公司遵循一套正式、公平及透明的程序委任新董事加入董事會。提名委員會審閱董事會的架構、規模及組成，物色適合的人選(如有需要)，並向董事會提出推薦建議。

提名委員會須每年至少召開會議一次。於2012年，提名委員會召開了一次會議。提名委員會檢討董事會的架構、規模及組成，就2012年5月31日之股東週年大會上膺選連任的退任董事名單向董事會提出推薦建議，並審閱全體獨立非執行董事的獨立性。提名董事會就委任兩名獨立非執行董事向董事會提出推薦建議。該等會議之出席記錄(以列名形式)載列於第16頁。

## 內部控制

董事會全權負責維持本集團良好有效的內部控制。於截至2012年12月31日止年度，董事會已在審核委員會之協助下，對本集團內控制度於財務、營運、合規控制及風險管理職能方面的成效進行審查。本集團的內部控制系統包括建立界定權限的管理架構，以協助本集團達致其商業目標、保護資產以防未經授權挪用或處理、確保置存適當的會計記錄作為可靠的財務數據供內部使用或刊印發行，並確保符合相關法律及規例。該系統旨在合理地(但並非絕對地)保證並無重大失實陳述或損失，並管理(但並非完全消除)本集團營運系統失誤及未能實現業務目標的風險。於審閱本集團的內控報告後，董事會認為該內部控制系統乃屬有效及適當。

## BOARD COMMITTEES (Continued)

### NOMINATION COMMITTEE

The Nomination Committee comprises six members, namely Mr. Wong Luen Hei (chairman of the Nomination Committee and executive director), Mr. Zuo Manlun (executive director), Mr. Fung Pui Cheung, Dr. Bai Chongen, Mr. Wong Kwok Ho Jonathan and Mr. Gao Lixin who was appointed with effect from 31 December 2012 (all of them are independent non-executive directors). The major duty of the Nomination Committee is to study and make recommendations on the candidates, selection criteria and procedure in respect of the Company's directors and senior management.

The Company follows a formal, fair and transparent procedure for the appointment of new directors to the Board. The Nomination Committee reviews the structure, size and composition of the Board, identifies suitable candidates if necessary and makes recommendations to the Board.

The Nomination Committee shall convene at least one meeting each year. In 2012, the Nomination Committee convened one meetings. The Nomination Committee reviewed the structure, size and composition of the Board, recommended the Board on the list of retiring directors for re-election at the annual general meeting on 31 May 2012, and reviewed the independence of all independent non-executive directors. The Nomination Committee recommended the Board on the appointments of two independent non-executive directors. The attendance record of the meetings is set out on a named basis on page 16.

## INTERNAL CONTROL

The Board is solely responsible for maintaining sound and effective internal control of the Group. For the year ended 31 December 2012, the Board has reviewed the effectiveness of the internal control system in the aspects of finance, operation, compliance control and risk management functions with the assistance of the Audit Committee. The Group's internal control includes the establishment of a management structure that defines the authority to help the Group achieve its business targets, protect assets to prevent unauthorised embezzlement or handling, ensuring maintaining proper accounting records as reliable financial data for internal use and publication and ensuring compliance with the relevant laws and regulations. The system aims to provide reasonable (but not absolute) assurance that there are no material misstatements or losses and manage (but not completely eliminate) the risks of the Group's operating system failure and failure to achieve business objectives. Having reviewed the Group's internal control report, the Board considers the internal control system effective and appropriate.



## 內部控制(續)

本集團制訂「舉報政策」，據此，僱員可發送電子郵件至指定電郵地址或以電話方式秘密向主席或審核委員會舉報任何事項，包括財務事宜及會計實務方面之行為失當、不正當行為或欺詐，而無需擔心被指責。任何股東或權益持有人亦可秘密以書面或口頭方式向審核委員會舉報類似事宜。

## 股東之權利

### 由股東請求召開股東特別大會

根據章程細則，股東可通過下列程序請求召開股東特別大會：

- 任何兩名或以上的股東，或任何一名身為認可結算所(或其代名人)的股東可提交書面請求書要求召開股東特別大會，請求書須遞交至本公司的香港主要辦事處，或倘本公司不再設立該主要辦事處，則遞交至註冊辦事處。請求書須註明會議目的，並由請求人簽署，而該一名或多名請求人於遞交請求書當日，須持有有權於本公司股東大會上投票之本公司足繳股本不少於十分之一。
- 請求書遞交日期起21天內，董事會應召開股東特別大會。
- 倘董事會於遞交請求書日期起21天內並無正式召開須於隨後21天內召開之會議，則該一名或多名請求人或當中任何代表其總投票權半數以上之人士可自行召開股東特別大會，會議須以最接近董事會召開該會議的相同方式舉行，惟因此而召開之任何會議不得於遞交請求書日期起計三個月屆滿後舉行。請求人因董事會未能召開會議而招致的所有合理開支將由本公司償付。

## INTERNAL CONTROL (Continued)

The Group has formulated a “whistleblowing policy” whereby employees can report any matters to the Chairman or the Audit Committee secretly by sending electronic mails to the designated address or by phone. Such matters may include misconduct, irregular conduct or fraud regarding financial matters and accounting practices without fear of being accused. Any Shareholder or stakeholder can also report similar concerns in writing or verbally in confidence to the Audit Committee.

## THE SHAREHOLDERS' RIGHTS

### CONVENING OF EXTRAORDINARY GENERAL MEETINGS ON REQUISITION BY THE SHAREHOLDERS

Pursuant to the Articles, the Shareholder(s) may request for the convening of extraordinary general meetings following the procedures below:

- Any two or more Shareholder(s) or any one Shareholder which is a recognised clearing house (or its nominee(s)) may request for the convening of extraordinary general meetings by written requisition deposited at the principal office of the Company in Hong Kong or, in the event the Company ceases to have such a principal office, the registered office. The requisition shall specify the object of the meeting and be signed by the requisitioner(s), and such requisitioner(s) must hold as at the date of deposit of the requisition not less than one-tenth of the paid up capital of the Company which carries the right of voting at the general meeting of the Company.
- The Board shall proceed to convene the extraordinary general meeting within 21 days from the date of deposit of the requisition.
- If the Board does not within 21 days from the date of deposit of the requisition proceed duly to convene the meeting to be held within a further 21 days, the requisitioner(s) themselves or any of them representing more than one-half of the total voting rights of all of them, may convene the extraordinary general meeting in the same manner, as nearly as possible, as that in which the meeting may be convened by the Board provided that any meeting so convened shall not be held after the expiration of three months from the date of deposit of the requisition. All reasonable expenses incurred by the requisitioner(s) as a result of the failure of the Board shall be reimbursed to them by the Company.

## 股東之權利(續)

### 由股東請求召開股東特別大會(續)

- 為通過特別決議案而召開之股東特別大會應發出不少於21日之書面通知，而召開任何其他股東特別大會應發出不少於14日之書面通知。會議通知須註明開會的時間、地點、議程和在會上審議的決議案的詳情，如將討論特別事項，則須註明該等事項的一般性質。

### 向董事會轉達股東查詢的程序

股東可向本公司的香港主要營業地點或透過電子郵件或透過本公司的投資者關係及媒體關係顧問向董事會發出有關本公司的查詢，聯絡詳情載於本年報「公司資料」章節內。此外，股東如有任何有關其股份及股息之查詢，可以聯絡本公司的股份過戶登記分處—香港中央證券登記有限公司。

## 與投資者及股東的關係

本公司致力維持高水平的透明度與股東及一般投資者溝通。本公司與股東溝通通過各種渠道展開，包括中期及年度報告、載於聯交所及本公司網站的資料，以及股東大會。本公司鼓勵股東出席本公司股東大會。有關本集團的財務及其他資料亦於聯交所網站(www.hkexnews.hk)及本公司網站(www.liansu.com)內刊載。

本公司高級管理層竭力與投資界保持公開的對話渠道，以確保他們對公司及其業務與戰略有透徹的瞭解。本公司一直強調投資者關係的重要性，聘請專門的獨立第三方維護投資者關係，並且不定時舉行投資者或分析師見面會，帶領投資者和分析師參觀廠房。

## THE SHAREHOLDERS' RIGHTS (Continued)

### CONVENING OF EXTRAORDINARY GENERAL MEETINGS ON REQUISITION BY THE SHAREHOLDERS (Continued)

- An extraordinary general meeting called for the passing of a special resolution shall be called by not less than 21 days' notice in writing and any other extraordinary general meeting shall be called by not less than 14 days' notice in writing. The notice of the meeting shall specify the time, place, and agenda of the meeting, particulars of the resolutions to be considered and in the case of special business, the general nature of that business.

### PROCEDURES FOR DIRECTING THE SHAREHOLDERS' ENQUIRIES TO THE BOARD

The Shareholders may put forward their enquiries about the Company to the Board at the Company's principal place of business in Hong Kong or by email or through the Company's investor relations and media relations consultant whose contact details are provided in the "Corporate Information" section of this Annual Report. In addition, the Shareholders can contact Computershare Hong Kong Investor Services Limited, the Company's branch share registrar, if they have any enquiries about their shareholdings and entitlements to dividend.

## RELATIONSHIP WITH INVESTORS AND THE SHAREHOLDERS

The Company endeavours to maintain a high level of transparency in communication with the Shareholders and investors in general. Communication between the Company and the Shareholders is conducted through various channels, including interim and annual reports, information published on the websites of the Stock Exchange and the Company and general meetings. The Company encourages the Shareholders to attend the Company's general meetings. The Group's financial and other information is also published on the website of the Stock Exchange (www.hkexnews.hk) and the website of the Company (www.liansu.com).

The Company's senior management endeavours to maintain an open dialogue channel with the investment sector to ensure they have a thorough understanding of the Company and its operations and strategies. The Company has emphasised the importance of the function of investor relations, engaged a dedicated independent third party to maintain investor relations and conduct investor/analyst meetings irregularly and led investors and analysts to visit its plants.

### 與投資者及股東的關係(續)

未來在投資者關係上，本公司將積極舉辦投資者關係的相關活動，強化企業責任，務求使全球投資者對本公司的經營戰略、財務表現及發展前景具備充分的認識及瞭解。本公司將積極發展及維護與投資者、分析師及媒體之間的緊密關係，做好投資者關係管理。

本公司於其投資者關係溝通採取緘默期原則。緘默期期間，本公司不會就市場前景或影響業務及表現的因素發表意見，亦不會就與報告期相關的事項或趨勢進行討論。本公司將不會與公眾開展任何討論該等事宜的大會或電話會議。緘默期分別於年度業績或中期業績披露前60日或30日前開始，至年度業績或中期業績公告為止。

### RELATIONSHIP WITH INVESTORS AND THE SHAREHOLDERS (Continued)

As regards investor relations, the Group will actively conduct activities related to investor relations in the future to strengthen its corporate responsibility so that global investors can have an adequate knowledge and understanding of the Company's operating strategy, financial performance and development prospects. The Company will actively develop and maintain close relationship with investors, analysts and media to achieve sound investor relations management.

The Company applies the principle of a quiet period in its investor relations communications. During a quiet period, the Company does not comment on market prospects or factors affecting business and performance, nor does the company engage in discussion on events or trends related to the reporting period. The Company will not initiate any meeting or conference call with public in which these matters are discussed. A quiet period starts at 60 days or 30 days prior to the disclosure of annual results or interim results respectively, and lasts until the announcement of the annual results or the interim results.

# 管理層討論及分析

## MANAGEMENT DISCUSSION AND ANALYSIS

### 業務回顧與分析

#### 概覽

作為塑料管道及管件生產商的國內龍頭企業，本集團一直致力於透過旗下覆蓋全國的龐大銷售網絡及生產基地，向客戶提供種類齊全高品質的塑料管道及管件。本集團的產品廣泛應用於給水、排水、電力通訊、燃氣、農用、地暖和消防等七大領域。為迎合市場需求，發揮協同效應，集團目前已發展之新型家居建材產品包含水暖衛浴、整體廚房、塑鋼門窗系統等，具體實現產品多元化，預計將成為未來利潤增長的動力之一。本集團的總部設於廣東省順德區，擁有全國性的銷售和生產基地戰略佈局，現有14個主要生產基地，分佈於全國11個不同省份，截至2012年12月31日止，設計產能達175萬噸。產能的擴充及規劃亦為本集團主要之策略發展目標，現有的廣東、武漢、貴陽生產基地將會進行擴產計劃，在建及籌備中之新基地為海南、雲南、山東基地。

#### 市場環境分析

回顧2012年，歐債危機持續影響全球經濟復甦，中國政府2012年亦確立謹慎的穩增長經濟目標，施行信用緊縮政策，影響固定資產投資，為塑料管道的整體需求帶來壓力。面對整體經營環境帶來的挑戰，塑料管道行業發展在相關中央政策的助益下，穩健中依然取得進展：持續推動城鎮化，落實保障房建設，加大對水利工程的投資力度及舊管網改造，塑料管道需求得以維持。

### BUSINESS REVIEW AND ANALYSIS

#### OVERVIEW

As a leading domestic manufacturer of plastic pipes and pipe fittings, the Group has dedicated itself to providing a full range of high quality products to customers through its extensive sales network and production bases throughout the nation. The Group's product line covers seven major areas, including: water supply, drainage, power supply and telecommunications, gas supply, agriculture, floor heating and fire prevention. To meet market demand and realise synergies among different segments, the Group has expanded into new home building material product segments, such as sanitary products, holistic kitchens, and plastic-steel doors and windows in order to nurture growth drivers through product diversification. Headquartered in Shunde, Guangdong Province, the Group has built a strategic network of sales and various production bases that cover the entire nation, comprising primarily 14 production bases located in 11 provinces across China. As of 31 December 2012, the Group's design production capacity was 1.75 million tonnes. With expansion and planning of production capacity serving as the Group's principal objectives for strategic development, the Group aims to carry out capacity expansion plans for its existing production bases in Guangdong, Wuhan and Guiyang, while new bases in Hainan, Yunnan and Shandong remain under construction.

#### ANALYSIS OF MARKET CONDITIONS

Looking back at 2012, the Eurozone debt crisis continued to affect the recovery of the global economy, and the Chinese government set a cautious target for steady economic growth with credit tightening policies. This has affected the investments in fixed assets and put pressure on general demand for the plastic pipe industry. Faced with the challenges of today's general business environment, the plastic pipe industry, with the help of support policies implemented by the Chinese government, has built a solid foundation upon which demand for plastic pipe has been maintained through on going urbanisation, construction of housing units for social security recipients as well as expanding investments in hydraulic engineering and outdated pipe network replacement.

業務回顧與分析(續)

市場環境分析(續)

作為國內行業龍頭，集團充分發揮在銷售網路、新產品及新技術研發及品牌等方面的優勢，有效掌握並回應市場趨勢，持續致力於細化及完善目標市場，實現核心業務的穩健增長。

回顧年內，本集團之經營及財務表現穩健。收入為人民幣108.91億元，較2011年全年增加人民幣7.48億元或7.4%。截至2012年12月31日止年度之毛利為人民幣26.49億元，較2011年增加8.0%。2012年的每股基本盈利則為人民幣0.41元。

下表載列2012年及2011年塑料管道及管件收入按產品劃分的詳情：

BUSINESS REVIEW AND ANALYSIS (Continued)

ANALYSIS OF MARKET CONDITIONS (Continued)

As a key industry leader, the Group has been optimising its sales network, strengthening efforts on research and development, investing in new products and technologies, and enhancing its brand name. By effectively isolating and addressing market trends as well as refining and developing target markets, the Group has been able to realise steady growth in its core business operations.

During the year under review, the Group achieved healthy operating and financial performance results. Revenue was RMB10,891 million, an increase of RMB748 million or 7.4% over 2011. Gross profit for the year ended 31 December 2012 came to RMB2,649 million, an increase of 8.0% over 2011. Basic earnings per share was RMB0.41 in 2012.

The table below sets out the breakdown of revenue from plastic pipes and pipe fittings by product for 2012 and 2011:

		2012年 2012		2011年 2011	
		人民幣百萬元	佔總收入 百分比 % of total revenue	人民幣百萬元	佔總收入 百分比 % of total revenue
		RMB million		RMB million	
供水	Water supply	4,149	39.7%	3,881	39.1%
排水	Drainage	3,941	37.7%	3,590	36.2%
電力供應及通訊	Power supply and telecommunications	1,870	17.9%	1,816	18.3%
燃氣供應	Gas supply	130	1.3%	99	1.0%
其他 <sup>(1)</sup>	Others <sup>(1)</sup>	358	3.4%	535	5.4%
總計	Total	10,448	100.0%	9,921	100.0%

附註<sup>(1)</sup> 「其他」包括農用、地暖及消防。

Note<sup>(1)</sup> "Others" include agricultural use, floor heating and fire prevention.



## 業務回顧與分析(續)

### 業務動向

2012年，中國政府雖持續對房地產市場進行調控，惟仍以穩增長為主。保障房於2012年年底亦因集中入市的關係，進一步帶動中國房地產市場於2012年下半年的發展，並提振塑料管道的需求。中國住房和城鄉建設部公佈，截至2012年底，全國累計開工建設城鎮保障性安居工程約3,400萬套，基本建成約2,100萬套，全國保障性安居工程財政支出人民幣3,800.4億元，比2011年增加人民幣457.5億元或13.7%。

2012年6月份，國家發改委發佈了由國務院批准的《水利發展規劃(2011-2015年)》，該規劃對未來幾年中國水利發展作出了詳細規劃。根據財政部介紹，從2012年開始到2015年，中央財政將統籌安排小型農田水利、農業綜合開發、現代農業生產發展、農業科技推廣四項資金人民幣228億元，支持黑龍江、吉林、遼寧、內蒙古東北四省(區)實施節水增糧行動。其中，2012年中央財政補助人民幣48億元，支持發展高效節水灌溉面積800萬畝。

### 有效擴充產能迅速回應市場需求

隨著中國經濟的持續穩增長、城鎮化的推進、及保障房持續建設，塑料管道行業將繼續保持穩健發展。本集團看好塑料管道的長遠需求，並跟隨市場實際發展情況繼續提升產能，以滿足未來的市場需求。儘管面對2012年充滿挑戰的外部市場環境，本集團依然持續有序地擴充產能、開拓國內及國際銷售網絡、細化完善市場、優化產品組合，實現公司核心競爭力的提升。

## BUSINESS REVIEW AND ANALYSIS (Continued)

### BUSINESS DEVELOPMENT

In 2012, the Chinese government continued to implement control policies on the property market while economic growth still needs to be stabilised. The property market in the PRC received a further boost during the second half of 2012 after a large number of housing units were released to social security recipients towards the end of 2012, heightening the demand for plastic pipes. As announced by the Ministry of Housing and Urban-Rural Development of the PRC, the construction of approximately 34 million government-subsidised units began and approximately 21 million affordable units were completed with fiscal expenditure of RMB380.04 billion on the government-subsidised units at the end of 2012, an increase of RMB45.75 billion or 13.7% over 2011.

In June 2012, the National Development and Reform Commission issued the "Development Plan on Hydraulic Engineering (Years 2011-2015)," approved by the State Council, which sets out a detailed plan on hydraulic engineering development projects in the PRC for the coming years. According to the Ministry of Finance of the PRC, between 2012 to 2015 a total of RMB22.8 billion will be invested in small farm-based water projects, comprehensive agricultural development, modern agriculture production development, and agricultural technological promotion. These investments will support the goals of the "saving water and increasing productivity" campaign held in four regional provinces of northeast China, including Heilongjiang, Jilin, Liaoning and Inner Mongolia. The Ministry of Finance has earmarked RMB4.8 billion for developing high-performance irrigation systems covering 8 million mu of land in 2012.

### Effective capacity expansion with rapid response to market demands

Given China's on-going stable economic growth, coupled with advancements in urbanisation, and continuous development of housing units for social security recipients, the plastic pipe industry is expected to maintain sound and stable growth. Based on a long-term optimistic view of plastic piping needs in the market, the Group has continued to increase its production capacity according to actual market conditions in order to meet future demand. Against the backdrop of the challenging operating environment in 2012, the Group remained committed to going forward with an orderly capacity expansion, enhancing its domestic and international sales network, developing targeted market segments and optimising product portfolio. As a result, the Group's core competitiveness was strengthened and improved.

業務回顧與分析(續)

業務動向(續)

有效擴充產能迅速回應市場需求(續)

本集團於回顧年內已耗資人民幣14.22億元完成產能擴展計劃，其中新型家居建材產品設備投資為人民幣7,500萬元。陝西新生產基地已於今年如期投產，以滿足當地市場的需求，提高本集團於這些地區的市場份額。

有效細化及完善銷售網絡進一步鞏固行業龍頭地位

2012年整體經營環境深受全球經濟復甦緩慢的影響，塑料管道行業亦受到波及，然而本集團一直專注於塑料管道行業發展，以技術為本、產品為先，早佔市場先機，因而得以迅速運用自身行業龍頭優勢，及持續細化完善的銷售網路，擴大包括華南地區在內各目標地區的市場份額，深化在三四線城市的業務拓展，發揮品牌效應，使本集團在面對如此具挑戰性的經營環境下，業務仍能在穩定中獲得增長。這亦進一步體現本集團致力細化完善銷售網絡上的策略，已為長遠發展打下穩固的基礎。

下表載列2012年及2011年按銷售地區劃分的收入詳情：

地區 <sup>(1)</sup>	Region <sup>(1)</sup>	2012年 2012		2011年 2011	
		人民幣百萬元 RMB million	佔總收入 百分比 % of total revenue	人民幣百萬元 RMB million	佔總收入 百分比 % of total revenue
華南	Southern China	6,882	63.2%	6,852	67.6%
西南地區	Southwestern China	1,070	9.8%	916	9.0%
華中	Central China	1,035	9.5%	833	8.2%
華東	Eastern China	549	5.0%	463	4.6%
華北	Northern China	689	6.3%	581	5.7%
西北地區	Northwestern China	303	2.8%	228	2.3%
東北地區	Northeastern China	222	2.1%	176	1.7%
中國境外	Outside China	141	1.3%	94	0.9%
總計	Total	10,891	100.0%	10,143	100.0%

附註<sup>(1)</sup> 各地區的覆蓋範圍詳情載於財務報表附註4。

Note<sup>(1)</sup> Details of the scope of coverage of each region are set out in note 4 to financial statements.

BUSINESS REVIEW AND ANALYSIS (Continued)

BUSINESS DEVELOPMENT (Continued)

Effective capacity expansion with rapid response to market demands (Continued)

During the year under review, the Group spent RMB1,422 million to complete its capacity expansion plans of which investments in new home building material product machineries accounted for RMB75 million. The Group's new production base in Shaanxi began production in 2012 as scheduled to meet the demand from local markets and further increase the Group's market share in the surrounding regions.

Effective enhancement and development of sales networks and further consolidation of industry leadership

The general overall business environment was materially affected by the slowdown of the global economic recovery in 2012, and the plastic pipe industry was not immune to the effects. The Group, however, has actively focused on business development within the plastic pipe industry boosted by its cutting-edge technologies and products. As a market leader, the Group continues to leverage its core strengths, responding quickly to market demand while refining its sales networks. With this in mind, the Group has increased its share in various targeted regions, including southern China while deepening business development in the third and fourth tier cities and taking advantage of its respected brand name. Ultimately the Group was still able to maintain stable performance results and achieve solid growth while facing today's daunting business environment. This also further demonstrates the commitment of the Group has toward honing its sales networks, which has been serving as a solid foundation for its long-term development.

The table below sets out the breakdown of sales revenue by region for 2012 and 2011:

業務回顧與分析(續)

業務動向(續)

有效細化及完善銷售網絡進一步鞏固行業龍頭地位(續)

龐大的銷售網絡是本集團競爭優勢之一，截至2012年12月底止，本集團共有1,300家獨立經銷商。本集團充分利用現有的營銷能力，於擴大及鞏固國內銷售網絡的同時，積極發展海外市場。

運用規模效益穩健經營

面對2012年複雜且具挑戰性的經營環境，本集團維持一貫嚴格控制成本的策略，鞏固現有客戶群，發展新客戶，運用本集團綜合競爭優勢帶來之規模效益，令2012年全年塑料管道及管件的總銷量為1,085,415噸，較2011年全年增加124,579噸，或13.0%。

下表載列2012年及2011年按產品物料劃分的銷量、收入及平均售價分項詳情：

		2012年 2012			2011年 2011			變動 Change in		
		銷量	收入	平均售價	銷量	收入	平均售價	銷量	收入	平均售價
		Sales	Revenue	Average	Sales	Revenue	Average	Sales	Revenue	Average
		volume	selling price	selling price	volume	Revenue	selling price	volume	Revenue	selling price
		噸	人民幣百萬元	人民幣	噸	人民幣百萬元	人民幣	(%)	(%)	(%)
		Tonne	RMB million	RMB	Tonne	RMB million	RMB	(%)	(%)	(%)
塑料管道及管件	Plastic pipes and pipe fittings									
- PVC <sup>(1)</sup>	- PVC <sup>(1)</sup>	855,777	6,845	7,999	753,784	6,686	8,870	13.5	2.4	(9.8)
- 非PVC <sup>(2)</sup>	- Non-PVC <sup>(2)</sup>	229,638	3,603	15,690	207,052	3,235	15,624	10.9	11.4	0.4
		1,085,415	10,448	9,626	960,836	9,921	10,325	13.0	5.3	(6.8)
其他 <sup>(3)</sup>	Others <sup>(3)</sup>	不適用N/A	443	不適用N/A	不適用N/A	222	不適用N/A	不適用N/A	99.5	不適用N/A
總計	Total	1,085,415	10,891	不適用N/A	960,836	10,143	不適用N/A	不適用N/A	7.4	不適用N/A

附註：

- 「PVC」一種用於生產高機械強度及硬度塑料管道的材料。
- 「非PVC」塑料管道及管件主要是PE制及PP-R制。
- 「其他」包括配套、家居建材產品及其他材料。「其他」的銷量以單位而非以噸計，且不同產品的度量單位可能會有大小不同。

BUSINESS REVIEW AND ANALYSIS (Continued)

BUSINESS DEVELOPMENT (Continued)

Effective enhancement and development of sales networks and further consolidation of industry leadership (Continued)

The Group's extensive sales network is one of its competitive advantages. The Group had 1,300 independent distributors at the end of December 2012. Supported by the Group's existing marketing capabilities, the Group has been expanding and strengthening its domestic sales network while actively developing overseas markets.

Leveraging economies of scale and operating sustainably

In 2012, despite a complicated and challenging business environment, the Group continued to maintain stringent cost controls, while also fortifying its existing customer base, developing new customers and leveraging economies of scale from its integrated competitive advantages. At the end of the year, the Group achieved a sales volume of plastic pipes and pipe fittings totalling 1,085,415 tonnes for 2012, representing a growth of 124,579 tonnes or 13.0% compared to 2011.

The table below sets out the breakdown of sales volume, revenue and average selling price by product material for 2012 and 2011:

Notes:

- "PVC" refers to material used in the manufacture of plastic pipes with high mechanical strength and hardness.
- "Non-PVC" plastic pipes and pipe fittings mainly refer to those made of PE and PP-R.
- "Others" include ancillary, home building material products and other materials. Sales volumes for "Others" are measured in units rather than tonnes and the size of the units between different products may vary.

## 業務回顧與分析(續)

### 業務動向(續)

#### 運用規模效益穩健經營(續)

回顧年內，本集團具針對性地優化定價策略，成功令毛利率保持在合理、穩健的水平。本集團塑料管道及管件的平均售價由每噸人民幣10,325元減少至每噸人民幣9,626元。塑料管道及管件的平均成本由每噸人民幣7,856元減少至每噸人民幣7,278元。

#### 致力產品組合多元化打造高品質產品

回顧年內，本集團於研發(「研發」)創新上的優勢及持續的投入，本集團很榮幸被授予由國家發展改革委、科技部、財政部、海關總署、國家稅務總局等五部委聯合認定的「國家認定企業技術中心」稱號。

本集團一直致力於新產品研發、生產效率的提高、生產成本的降低以及產品功能的改善。回顧2012年，《國家環境保護十二五規劃》提出於「十二五規劃」期間，將投放人民幣3.4萬億元於環保項目；《中央一號文件》亦要求全面加快水利改革發展，十年總投資將達人民幣4萬億元。面對兩項政策帶來的各項契機，包含在農村飲水安全系統建設、燃氣供應體系與採暖消費、建材下鄉等方面的潛在需求，本集團的研發重點持續著重於高性能及低耗能的兩個主要策略目標。

本集團預計將於2013年優化原有的商標，新商標融合「傳承、輕鬆、安全、分享、及開放」五大概念，呈現集團「為居者構築輕鬆生活」的目標，以配合本集團新的家居建材業務和國際化的步伐。

本集團針對精裝房興起的趨勢，著力發展塑鋼門窗、水暖衛浴、整體廚房等一系列家居建材產品：

## BUSINESS REVIEW AND ANALYSIS (Continued)

### BUSINESS DEVELOPMENT (Continued)

#### Leveraging economies of scale and operating sustainably (Continued)

The Group optimised its pricing strategy in a situation-specific manner and maintained its gross profit margin during the year under review. The average selling price of the Group's plastic pipes and pipe fittings decreased to RMB9,626 per tonne from RMB10,325 per tonne. The average cost of sales of plastic pipes and pipe fittings decreased to RMB7,278 per tonne from RMB7,856 per tonne.

#### Diversifying the product portfolio and providing high quality products

During the year under review, in recognition of the Group's strengths in research and development ("R&D") and its continued investments in innovation, the Group had the honour of being named a "State-certified Enterprise Technology Center" by the National Development and Reform Commission, the Ministry of Science and Technology of the PRC, the Ministry of Finance of the PRC, the General Administration of Customs of the PRC and the State Administration of Taxation.

The Group is committed to developing new products, improving production efficiencies, reducing production costs and enhancing product functions. Looking back at 2012, according to the "12th Five-Year Plan of National Environmental Protection", RMB3.4 trillion was earmarked for investment in environmental projects during the 12th Five-Year Plan while the No.1 Circular called for the accelerated reform of hydraulic engineering supported by a total investment of RMB4 trillion in 10 years. With various potential opportunities arising from these two policies, including an expected rise in demand brought about by the construction of rural potable water security systems, central gas supply systems as well as heating and other requirements for building materials in rural areas, the Group continued to focus its R&D efforts on two principal strategic objectives: high performance and low energy-consumption.

In order for the Group's new business of home building materials and the internationalisation of its businesses, the Group will enhance the trademark with five major concepts of "Link, Easy, Safe, Share and Open" in 2013 to help better convey the overarching philosophy of the Group, which is to: "Create a relaxing life for residents".

In response to the trend of fitted-out properties, the Group has developed a range of novel home building material products, including plastic-steel doors and windows, sanitary products, holistic kitchens and other items:

## 業務回顧與分析(續)

### 業務動向(續)

#### 致力產品組合多元化打造高品質產品(續)

##### 塑鋼門窗

本集團提供一體化的門窗系統解決方案，現在於廣東鶴山、吉林長春和北美擁有3個型材生產和門窗組裝基地，向市場提供多種產品。

##### 水暖衛浴

本集團擁有專業的衛浴產品設計和研發團隊，獨立的衛浴產品生產工廠，不論是團隊專業質素還是產品品質、款式，均處於行業前列，產品涵蓋衛浴五金、衛浴潔具及衛浴家具等領域。

##### 整體廚房

本集團擁有專業國際化的整體廚房產品設計研發團隊，採取標準化的發展模式，並擁有大批量生產的優勢。本集團亦獲得美國著名家電廠商提供廚房電器，致力為客戶提供整體服務及高品質的產品。

## BUSINESS REVIEW AND ANALYSIS (Continued)

### BUSINESS DEVELOPMENT (Continued)

#### Diversifying the product portfolio and providing high quality products (Continued)

##### Plastic-steel doors and windows

The Group supplies integrated door and window system solutions. Currently, there are 3 production bases for door and window assembly in Guangdong Heshan, Jilin Changchun and North America, which offer a variety of products to the market.

##### Sanitary products

The Group has a dedicated professional sanitary product design and R&D team as well as independent sanitary production plants. Both are at the cutting edge of the industry in terms of the quality and style of the products. Marketed items include sanitary hardware, sanitary ware and sanitary furniture.

##### Holistic kitchen

The Group has professional international design as well as R&D team to support the Group's holistic kitchen operations. The Group adopts standardised development models and utilise its advantages of mass production. In addition, the Group is supplied with kitchen appliances from a well-known American home appliance brand to provide customers with holistic kitchen services and products of the highest quality.



## 財務表現回顧

### 其他收入、收益及利益

2012年的其他收入、收益及利益為人民幣1.16億元，較2011年減少21.9%。這主要是由於2012年沒有匯兌利益和購回及註銷優先票據的利益減少所致。

### 銷售及分銷成本

2012年的銷售及分銷成本較2011年上升19.9%至人民幣5.44億元，主要是由於支付給銷售人員的薪金及福利、市場推廣相關的費用增加及銷售額增長導致包裝成本上升所致。

### 行政開支

2012年的行政開支較2011年增加21.0%至人民幣3.81億元，主要是由於行政人員的薪酬及福利和辦公樓及相關設備折舊增加所致。

### 其他開支

2012年的其他開支較2011年上升29.0%至人民幣2.12億元，主要由於貿易應收款減值撥備及研發費用增加所致。

### 融資成本

2012年的融資成本為人民幣1.46億元，較2011年上升32.3%，主要是來自優先票據的利息增加。

### 所得稅開支

本集團的實際稅率由2011年的19.0%減至2012年的16.9%，主要是由於2011年的中國企業所得稅過度撥備及2012年減少遞延稅項負債。

### 本公司擁有人應佔溢利

2012年的本公司擁有人應佔溢利達人民幣12.38億元，較2011年的人民幣12.61億元減少1.8%。

## 本公司首次公開發售(「首次公開發售」)所得款項的用途

本公司在2010年6月首次公開發售所得款項扣除相關開支後的淨額約18.60億港元(約等於人民幣16.29億元)。

直至2012年12月31日，本公司已按照日期為2010年6月22日的分配結果公告(「該公告」)動用首次公開發售所得款項淨額約16.86億港元。尚未動用餘額已存放於金融機構，日後將按照該公告所述方式使用。

## REVIEW OF FINANCIAL PERFORMANCE

### OTHER REVENUE, INCOME AND GAINS

Other revenue, income and gains amounted to RMB116 million for 2012, representing a decrease of 21.9% over 2011. The decrease was primarily attributable to no exchange gain and less gain on the repurchase and cancellation of the Senior Notes in 2012.

### SELLING AND DISTRIBUTION EXPENSES

Selling and distribution expenses for 2012 rose by 19.9% to RMB544 million as compared with 2011 due to an increase in salaries and benefits paid to sales staff, marketing related expenses and packaging costs from the growth in sales.

### ADMINISTRATIVE EXPENSES

Administrative expenses for 2012 rose by 21.0% to RMB381 million as compared with 2011, primarily due to increase in salaries and benefits of administrative staff and depreciation on office premises and related equipment.

### OTHER EXPENSES

Other expenses for 2012 rose by 29.0% to RMB212 million as compared with 2011, primarily due to increase in impairment of trade receivables and research and development expenditures.

### FINANCE COSTS

Finance costs for 2012 amounted to RMB146 million, representing an increase of 32.3% as compared with 2011, primarily due to increase in interest on the Senior Notes.

### INCOME TAX EXPENSE

The Group's effective tax rate decreased from 19.0% in 2011 to 16.9% in 2012 mainly because the PRC CIT was over provided in 2011 and the reduction of the deferred tax liabilities in 2012.

### PROFIT ATTRIBUTABLE TO OWNERS OF THE COMPANY

The profit attributable to owners of the Company amounted to RMB1,238 million for 2012 representing a decrease of 1.8% from RMB1,261 million for 2011.

## USE OF PROCEEDS FROM THE COMPANY'S INITIAL PUBLIC OFFERING ("IPO")

The net proceeds from the Company's IPO in June 2010 after deducting the relevant expenses were approximately HK\$1,860 million (approximately RMB1,629 million equivalent).

Up to 31 December 2012, approximately HK\$1,686 million of the net proceeds from the IPO has been applied in accordance with the results of allocation announcement of the Company dated 22 June 2010 (the "Announcement"). The unutilised balance has been deposited with financial institutions and will be applied in the manner as stated in the Announcement.

## 本公司擴展計劃的最新情況

本集團直至2012年12月31日於招股章程「業務－生產基地及生產工序」一節所述的生產基地擴展計劃已耗資共人民幣32.22億元。到2012年12月底，本集團的設計年產能達175萬噸。

## 流動資金、財務資源及資本架構

本集團持續採納審慎的財務政策，實行有效的財務、資金運用和融資中央管理及監察模式，保持了合理的資產負債水平及合適的流動資金。

於2012年12月31日，本集團的債務總額約為人民幣22.25億元(2011年：人民幣17.45億元)。其中約6.9%以人民幣計值、80.0%以美元計值而餘下13.1%則以港元計值。除了於2016年到期的約2.59億美元未償還優先票據外，本集團的借款按浮息計息，年息介乎1.33%至5.50%，餘下到期期間由一年內至三年不等。

於2012年12月31日，本集團的流動資產及流動負債分別約為人民幣51.13億元及人民幣20.39億元。本集團的流動比率(即流動資產除以流動負債的比率)及速動比率(即流動資產減存貨再除以流動負債的比率)從2011年的4.36及3.11分別降至2.51及1.64。本集團的權益總額增至約人民幣60.28億元(2011年：人民幣49.87億元)。由於年內獲得新銀行貸款，本集團的資產負債率(按債務總額，即銀行貸款及其他借款總額，除以債務總額加上權益總額的總和計算)與2011年的25.9%相比，仍處於27.0%的健康水平。

於2012年12月31日，現金及銀行存款(包括受限制現金)約為人民幣19.22億元(2011年：人民幣21.17億元)，再加上尚未使用之銀行融資額度，董事認為本集團擁有足夠的營運資金用於經營及未來發展。

## UPDATES ON THE STATUS OF THE COMPANY'S EXPANSION PLANS

Up to 31 December 2012, the Group has totally spent RMB3,222 million on its expansion plans, as described in the Prospectus under the section headed "Business – Production Facilities and Production Process". The design annual production capacity of the Group reached 1.75 million tonnes at the end of December 2012.

## LIQUIDITY, FINANCIAL RESOURCES AND CAPITAL STRUCTURE

The Group continued to adopt prudent financial policies. Finance, fund utilisation and fund raising activities are subject to effective centralised management and supervision. The Group maintains reasonable gearing level and adequate liquidity.

As at 31 December 2012, the Group had total debts of approximately RMB2,225 million (2011: RMB1,745 million), of which 6.9% was denominated in Renminbi, 80.0% was denominated in US dollars and 13.1% was denominated in HK dollars. Other than approximately US\$259 million of the outstanding Senior Notes due in 2016, the Group's borrowings are subject to floating rates ranging from 1.33% to 5.50% per annum with maturity periods ranging from within one year to three years.

As at 31 December 2012, the Group's current assets and current liabilities were approximately RMB5,113 million and RMB2,039 million respectively. The Group's current ratio (that is, the ratio of current assets over current liabilities) and the quick ratio (that is, the ratio of current assets less inventories over current liabilities) reduced to 2.51 and 1.64 from 4.36 and 3.11 in 2011, respectively. The Group's total equity increased to approximately RMB6,028 million (2011: RMB4,987 million). The Group's gearing ratio (calculated based on the basis of the total debts, i.e. total bank loans and other borrowings, divided by the sum of total debts and total equity) stood at a healthy level of 27.0% as compared to 25.9% in 2011 due to the drawing of new bank loans during the year.

With cash and bank deposits, including restricted cash, of approximately RMB1,922 million as at 31 December 2012 (2011: RMB2,117 million) as well as unutilised banking facilities, the directors consider that the Group has sufficient working capital for its operation and future development.

## 資產抵押

於2012年12月31日，本集團總賬面淨值約為人民幣2,600萬元的若干存貨(2011年：本集團總賬面淨值約為人民幣1.56億元的若干物業、廠房及設備及預付土地租賃款)已抵押予若干銀行，以作為本集團獲銀行提供貸款的抵押品。本公司在中國境外成立的若干附屬公司的股份已抵押為發行優先票據的抵押品。

## 外匯風險

本集團的借款主要以美元為主，惟現金流源自人民幣為主的業務營運收入。因此，人民幣貶值影響本集團2012年的業績。除上述者外，本集團並無任何重大外匯風險且對上述風險並無作任何對沖安排。

## 或然負債

於2012年12月31日，本集團概無任何重大或然負債。

## 人力資源

於2012年12月31日，本集團共聘用約7,100名僱員，包括董事在內。年內的員工成本總額為人民幣4.35億元。僱員根據其工作表現、專業經驗及現行行業慣例支薪。本集團亦為其僱員根據相關法律及法規支付法定的退休金計劃供款。

## 展望

儘管塑料管道的整體需求仍受全球經濟復甦緩慢及歐債危機的影響，但中國工業化、城鎮化、資訊化的深入發展，使得內需仍將維持穩定增長。本次十八大報告也指出2020年將實現國內生產總值和城鄉居民收入比的增長，在保障性住房、城鎮基礎設施和新農村建設等重大工程繼續實施，塑料管道及管件產品市場仍將穩步發展的情況下，本集團對2013年的業務的健康平穩發展充滿信心。本集團將會持續致力於主要發展策略的執行，推動業務發展，進一步強化市場銷售策劃，以鞏固及加強本集團的行業龍頭地位。

## CHARGE ON ASSETS

As at 31 December 2012, certain of the Group's inventories with an aggregate net carrying amount of approximately RMB26 million (2011: certain of the Group's property, plant and equipment and prepaid land lease payments with an aggregate carrying amount of approximately RMB156 million) were pledged to certain banks to secure bank borrowings granted to the Group. The shares of certain subsidiaries of the Company incorporated outside the PRC were pledged as securities for issuance of the Senior Notes.

## FOREIGN EXCHANGE EXPOSURE

The Group's borrowings are mainly denominated in US dollars but its cash flow is generated from operations whose revenue was denominated principally in Renminbi. As a result, the depreciation of Renminbi affected to the Group's results for 2012. Save for the aforesaid, the Group has no significant exposure to foreign exchange risk and no hedging has been arranged on the abovementioned exposure.

## CONTINGENT LIABILITIES

As at 31 December 2012, the Group did not have any significant contingent liabilities.

## HUMAN RESOURCES

As at 31 December 2012, the Group employed a total of approximately 7,100 employees including directors. Total staff costs were RMB435 million for the year. Employees are remunerated based on their work performance, professional experience and the prevailing industry practice. The Group also made contributions to the statutory pension scheme for its employees in accordance with the relevant laws and regulations.

## PROSPECTS

While the overall demand for plastic pipes and pipe fittings is still being affected by the slow global economic recovery and the Eurozone debt crisis, stable growth in domestic demand will be sustained by further advancement of China's industrialisation, urbanisation and information technology expansion. It has also been stated in the report of the 18th CPC National Congress that growth targets in gross domestic product and per capita income for both urban and rural residents will be realised by 2020. Ongoing implementation of major housing unit construction for social security recipients, as well as for urban infrastructure and new agricultural villages, is expected to provide plastic pipe and pipe fitting markets with steady growth prospects. For this reason, the Group is confident about looking forward to sound and stable business development in 2013. The Group will, therefore, continue to focus on the implementation of its core strategies and business development. Moreover, the Group will also look to further enhance market planning efforts in order to solidify its position as an industry leader.

## 展望(續)

本集團將繼續通過以下三大發展策略推動業務持續發展：

1. 拓展全國銷售網絡，走向國際：未來本集團將繼續積極拓展銷售網絡，細化目標市場，並因應市場變化擬定下一輪的戰略銷售佈局。除了繼續鞏固本集團的主要市場—華南地區外，亦會積極拓展華南地區以外的銷售市場。在增加銷售網點數量的同時，加強營銷力度，進一步提升品牌知名度，從而進一步鞏固客戶基礎，以提高市場份額。
2. 持續有序地擴充產能，以滿足市場需求：隨著中國城市化進程與各項農業、水利政策的實行，中國塑料管道行業在未來仍然維持持續發展。本集團將通過新一輪擴張產能計劃以滿足市場需求，預計將在2013年增加10萬噸至15萬噸的設計產能。本集團除在廣東、武漢及貴陽進行擴建生產基地計劃外，已在海南、雲南及山東購買土地籌建新生產基地，其中海南生產基地將於2013年投產。
3. 新產品開發：本集團將繼續專注於研發，提高生產效率，降低生產成本，改善產品功能，並已推出新型家居建材產品如水暖衛浴，整體廚房，塑鋼門窗，以求提供更加多元化產品，並使其成為未來新的盈利增長點，以繼續鞏固本集團的整體競爭力。

## PROSPECTS (Continued)

The Group will continue to forge ahead on its business growth path by adopting these three major developmental strategies:

1. Expand the Group's nationwide sales network and tap international markets: In the future, the Group will continue to actively expand its sales networks, refine target market segments and enhance the strategic distribution of sales channels in response to market changes. In addition to consolidating the Group's position in southern China, a primary geographic market, it will also strive to increase market share elsewhere. While pursuing organic sales network expansion, the Group will also increase its marketing efforts in order to further enhance brand recognition and expand the Group's customer base with a view to gain new market share.
2. Progressive expansion of production capacity to meet market demand: Given China's ongoing urbanisation and the implementation of various policies in agricultural development and hydraulic engineering, China's plastic pipe industry is expected to enjoy consistent growth in the future. The Group will implement the latest phase of its capacity expansion plan to ensure that market demands are being met. The Group's designated capacity is expected to increase by 100,000 tonnes to 150,000 tonnes in 2013. The Group has acquired land in Hainan, Yunnan and Shandong for the construction of new production bases. Among these, the Group's production base in Hainan which will begin operations in 2013. The Group's production bases in Guangdong, Wuhan and Guiyang are carrying out the expansion plan.
3. New product development: The Group will continue to focus on R&D, production efficiency, production cost control and product functionality enhancement. To this end, the Group will continue to launch new home building materials such as sanitary products, holistic kitchens and plastic-steel doors and windows, to create future growth drivers and strengthen its overall competitiveness through product diversification.

以下為董事會提呈的年度報告連同本集團截至2012年12月31日止年度的經審核綜合財務報表。

### 主要業務

本公司的主要業務為投資控股。其主要附屬公司及共同控制實體的業務詳情分別載於財務報表附註14及15。

### 業績及分配

本集團截至2012年12月31日止年度的溢利及本公司與本集團於該日的財務狀況載於第54至134頁的財務報表內。

董事會建議動用本公司溢利及／或股份溢價向2013年6月11日(星期二)名列本公司股東名冊的股東派付截至2012年12月31日止年度的末期股息每股股份12港仙(「擬派末期股息」)(2011年：每股12港仙)，惟須待股東於本公司2013年5月31日(星期五)即將舉行的股東週年大會(「2013年股東週年大會」)批准方可作實。預期擬派末期股息將於2013年6月20日(星期四)支付。

### 暫停辦理股份過戶登記手續

#### (I) 確定出席2013年股東週年大會並於會上投票的資格

本公司股東名冊將於2013年5月28日(星期二)至2013年5月31日(星期五)(包括首尾兩天)暫停登記，這期間不會辦理本公司股份過戶登記手續。為取得出席2013年股東週年大會並於會上投票的資格，本公司股份的未登記持有人須確保不遲於2013年5月27日(星期一)下午4時30分向本公司股份過戶登記分處—香港中央證券登記有限公司(地址為香港灣仔皇后大道東183號合和中心17樓1712-1716室)—遞交所有股份過戶表格連同相關股票辦理登記。

Set out below are the annual report presented by the Board together with the Group's audited consolidated financial statements for the year ended 31 December 2012.

### PRINCIPAL ACTIVITIES

The principal activity of the Company is investment holding. The activities of the principal subsidiaries and jointly-controlled entity are set out in notes 14 and 15 respectively to the financial statements.

### RESULTS AND APPROPRIATIONS

The Group's profit for the year ended 31 December 2012 and the state of affairs of the Company and the Group at that date are set out in the financial statements on pages 54 to 134.

The Board recommended the payment of a final dividend of HK12 cents per share for the year ended 31 December 2012 (the "Proposed Final Dividend") (2011: HK12 cents per share), which will be paid out of profits and/or share premium of the Company, to the Shareholders whose names appear on the register of members of the Company on Tuesday, 11 June 2013, subject to the Shareholders' approval at the forthcoming annual general meeting of the Company to be held on Friday, 31 May 2013 (the "2013 AGM"). It is expected that the Proposed Final Dividend will be paid on Thursday, 20 June 2013.

### CLOSURE OF REGISTER OF MEMBERS

#### (I) FOR DETERMINING THE ENTITLEMENT TO ATTEND AND VOTE AT THE 2013 AGM

The register of members of the Company will be closed from Tuesday, 28 May 2013 to Friday, 31 May 2013, both dates inclusive, during this period no transfer of shares of the Company will be registered. In order to be eligible to attend and vote at the 2013 AGM, unregistered holders of shares of the Company should ensure that all transfer forms accompanied by the relevant share certificates must be lodged with the Company's branch share registrar, Computershare Hong Kong Investor Services Limited, at Shops 1712-1716, 17th Floor, Hopewell Centre, 183 Queen's Road East, Wanchai, Hong Kong, for registration no later than 4:30 p.m. on Monday, 27 May 2013.



### 暫停辦理股份過戶登記手續(續)

#### (III) 確定收取擬派末期股息的資格

本公司股東名冊將於2013年6月7日(星期五)至2013年6月11日(星期二)(包括首尾兩天)暫停登記，這期間不會辦理本公司股份過戶登記手續。為取得收取擬派末期股息的資格，本公司股份的未登記持有人須確保不遲於2013年6月6日(星期四)下午4時30分向本公司股份過戶登記分處(香港中央證券登記有限公司(地址為香港灣仔皇后大道東183號合和中心17樓1712-1716室)一遞交所有股份過戶表格連同相關股票辦理登記。

### 財務概要

本集團過去五個財政年度的業績以及資產及負債的概要載於第3頁，乃摘錄自經審核綜合財務報表，並於適當情況下重列／重新分類。本概要並不構成經審核財務報表其中部分。

### 物業、廠房及設備

本集團於年內的物業、廠房及設備的變動詳情載於財務報表附註12。

### 借款

本集團的借款詳情載於財務報表附註24。

### CLOSURE OF REGISTER OF MEMBERS (Continued)

#### (II) FOR DETERMINING THE ENTITLEMENT TO THE PROPOSED FINAL DIVIDEND

The register of members of the Company will be closed from Friday, 7 June 2013 to Tuesday, 11 June 2013, both dates inclusive, during this period no transfer of shares of the Company will be registered. In order to be eligible to receive the Proposed Final Dividend, unregistered holders of shares of the Company should ensure that all transfer forms accompanied by the relevant share certificates must be lodged with the Company's branch share registrar, Computershare Hong Kong Investor Services Limited, at Shops 1712-1716, 17th Floor, Hopewell Centre, 183 Queen's Road East, Wanchai, Hong Kong, for registration no later than 4:30 p.m. on Thursday, 6 June 2013.

### FINANCIAL SUMMARY

A summary of the Group's results, assets and liabilities for the past five financial years, as extracted from audited consolidated financial statements and restated/reclassified as appropriate, is set out on page 3. The summary does not form part of the audited consolidated financial statements.

### PROPERTY, PLANT AND EQUIPMENT

The details of the movements in the Group's property, plant and equipment during the year are set out in note 12 to the financial statements.

### BORROWINGS

The details of the Group's borrowings are set out in note 24 to the financial statements.

## 股本

本公司於年內的股本變動詳情載於財務報表附註27。

## 可供分派儲備

於2012年12月31日，根據開曼群島法律第22章公司法(1961年第3部法律，經綜合及修訂)計算的本公司可供分派儲備為人民幣21.25億元(2011年：人民幣20.52億元)。為數人民幣17.48億元(2011年：人民幣16.84億元)的款項指本公司可予分派的股份溢價，惟於緊隨建議派發股息之日，本公司將能夠償還日常業務範圍內的到期債務。

## 主要客戶及供應商

截至2012年12月31日止年度，本集團五大客戶應佔的總營業額少於本集團總營業額的30%。本集團五大供應商應佔的總購貨額少於本集團總購貨額的30%。

於本年度內任何時間，董事、其聯繫人或據董事所知擁有本公司已發行股本逾5%的股東，概無於上述供應商或客戶中擁有任何實益權益。

## SHARE CAPITAL

The details of the changes in the Company's share capital during the year are set out in note 27 to the financial statements.

## DISTRIBUTABLE RESERVE

At 31 December 2012, the Company's reserves available for distribution, calculated in accordance with the Companies Law, Cap 22 (Law 3 of 1961, as consolidated and revised) of the Cayman Islands, amounted to RMB2,125 million (2011: RMB2,052 million). The amount of RMB1,748 million (2011: RMB1,684 million) represented the Company's share premium which may be distributable provided that immediately following the date on which the dividend is proposed to be distributed, the Company will be in a position to pay off its debts as and when they fall due in the ordinary course of business.

## MAJOR CUSTOMERS AND SUPPLIERS

For the year ended 31 December 2012, the total turnover attributable to the Group's five largest customers was less than 30% of the Group's total turnover. The total purchase attributable to the Group's five largest suppliers was less than 30% of the Group's total purchases.

At no time during the year did the directors, their associates or any Shareholder (which to the knowledge of the directors own more than 5% of the Company's issued share capital) have any beneficial interests in these suppliers or customers referred to above.

## 董事

於年內並截至本報告日期止在任的董事如下：

### 執行董事

黃聯禧先生(主席)  
左滿倫先生(行政總裁)  
左笑萍女士  
賴志強先生  
孔兆聰先生  
陳國南先生  
林少全博士  
黃貴榮先生  
羅建峰先生

### 非執行董事

林德緯先生

### 獨立非執行董事

白重恩博士  
馮培漳先生  
王國豪先生  
張文宇先生(於2012年12月31日獲委任)  
高立新先生(於2012年12月31日獲委任)

根據本公司的組織章程細則第16.18條，黃聯禧先生、孔兆聰先生、白重恩博士、馮培漳先生、王國豪先生、張文宇先生和高立新先生須於2013年股東週年大會上輪席告退，惟合資格並願膺選連任。

## 董事服務合約

擬於2013年股東週年大會膺選連任的董事概無與本集團訂立不可於一年內由本集團終止而毋須支付賠償(法定賠償除外)的服務合約。

## DIRECTORS

Directors in office during the year and up to the date of this report are as follows:

### EXECUTIVE DIRECTORS

Mr. Wong Luen Hei (*Chairman*)  
Mr. Zuo Manlun (*Chief executive*)  
Ms. Zuo Xiaoping  
Mr. Lai Zhiqiang  
Mr. Kong Zhaocong  
Mr. Chen Guonan  
Dr. Lin Shaoquan  
Mr. Huang Guirong  
Mr. Luo Jianfeng

### NON-EXECUTIVE DIRECTOR

Mr. Lin Dewei

### INDEPENDENT NON-EXECUTIVE DIRECTORS

Dr. Bai Chongen  
Mr. Fung Pui Cheung  
Mr. Wong Kwok Ho Jonathan  
Mr. Cheung Man Yu (*appointed on 31 December 2012*)  
Mr. Gao Lixin (*appointed on 31 December 2012*)

Pursuant to Article 16.18 of the Articles of Association of the Company, Mr. Wong Luen Hei, Mr. Kong Zhaocong, Dr. Bai Chongen, Mr. Fung Pui Cheung, Mr. Wong Kwok Ho Jonathan, Mr. Cheung Man Yu and Mr. Gao Lixin are subject to retirement by rotation at the 2013 AGM and, being eligible, offer themselves for re-election.

## DIRECTORS' SERVICE CONTRACTS

No director proposed for re-election at the 2013 AGM has a service contract which is not determinable by the Group within one year without payment of compensation (other than statutory compensation).

## 董事及行政總裁於股份、相關股份及債權證的權益及淡倉

## DIRECTORS' AND CHIEF EXECUTIVE'S INTERESTS AND SHORT POSITIONS IN SHARES, UNDERLYING SHARES AND DEBENTURES

於2012年12月31日，本公司董事及行政總裁於本公司或其任何相聯法團(證券及期貨條例第XV部內的定義)的股份、相關股份及債權證中擁有根據證券及期貨條例第352條須於本公司存置的登記冊中記錄，或根據標準守則須通知本公司及聯交所的權益及淡倉如下：

As at 31 December 2012, the interests and short positions of the directors and the chief executive of the Company in the shares, underlying shares and debentures of the Company or any of its associated corporations (within the meaning of Part XV of SFO) as recorded in the register to be kept by the Company pursuant to section 352 of the SFO or as otherwise notified to the Company and the Stock Exchange pursuant to the Model Code were as follows:

姓名	身份	持有的已發行 普通股數目 <sup>(1)</sup>	購股權獲行使時 將予配發的 相關股份數目 <sup>(1)</sup>	佔本公司 已發行股本 的百分比
Name	Capacity	Number of issued ordinary shares held <sup>(1)</sup>	Number of underlying shares to be allotted upon exercise of share options <sup>(1)</sup>	Percentage of the issued share capital of the Company
黃聯禧先生 Mr. Wong Luen Hei	由受控法團持有 <sup>(2)</sup> Held by controlled corporation <sup>(2)</sup>	2,112,229,000 (L)	–	69.63%
	由配偶持有 <sup>(3)</sup> Held by spouse <sup>(3)</sup>	384,800 (L)	1,923,200 (L)	0.07%
左笑萍女士 Ms. Zuo Xiaoping	由配偶持有 <sup>(2)</sup> Held by spouse <sup>(2)</sup>	2,112,613,800 (L) 2,112,229,000 (L)	1,923,200 (L) –	69.70% 69.63%
	實益擁有人 <sup>(3)</sup> Beneficial owner <sup>(3)</sup>	384,800 (L)	1,923,200 (L)	0.07%
左滿倫先生 Mr. Zuo Manlun	實益擁有人 <sup>(4)</sup> Beneficial owner <sup>(4)</sup>	2,112,613,800 (L)	1,923,200 (L)	69.70%
賴志強先生 Mr. Lai Zhiqiang	實益擁有人 <sup>(4)</sup> Beneficial owner <sup>(4)</sup>	–	3,842,000 (L)	0.13%
孔兆聰先生 Mr. Kong Zhaocong	實益擁有人 <sup>(4)</sup> Beneficial owner <sup>(4)</sup>	–	1,733,000 (L)	0.06%
陳國南先生 Mr. Chen Guonan	實益擁有人 <sup>(4)</sup> Beneficial owner <sup>(4)</sup>	–	2,308,000 (L)	0.08%
林少全博士 Dr. Lin Shaoquan	實益擁有人 <sup>(4)</sup> Beneficial owner <sup>(4)</sup>	–	1,927,000 (L)	0.06%
黃貴榮先生 Mr. Huang Guirong	實益擁有人 <sup>(4)</sup> Beneficial owner <sup>(4)</sup>	–	1,927,000 (L)	0.06%
羅建峰先生 Mr. Luo Jianfeng	實益擁有人 <sup>(4)</sup> Beneficial owner <sup>(4)</sup>	–	1,927,000 (L)	0.06%
林德緯先生 Mr. Lin Dewei	實益擁有人 <sup>(4)</sup> Beneficial owner <sup>(4)</sup>	–	692,000 (L)	0.02%

## 董事及行政總裁於股份、相關股份及債權證的權益及淡倉(續)

附註：

1. 字母「L」指該人士於該等證券的好倉。
2. 該等本公司股份由新富星所持有，該公司由黃聯禧先生(「黃先生」)全資擁有。左笑萍女士為黃先生的配偶，因此根據證券及期貨條例，左笑萍女士被視為於黃先生擁有的所有本公司股份中擁有權益。
3. 左笑萍女士直接持有本公司的384,800股股份及根據本公司採納於2010年5月14日起生效的首次公開發售前購股權計劃(「首次公開發售前購股權計劃」)獲授購股權，可按每股行使價1.82港元認購本公司的1,923,200股股份。黃先生為左笑萍女士的配偶，因此根據證券及期貨條例，黃先生被視為於左笑萍女士擁有的所有本公司股份中擁有權益。
4. 所有其他董事的權益指彼等按每股行使價1.82港元悉數行使根據首次公開發售前購股權計劃獲授的購股權後所發行的股份數目。

除上文所披露者外，於2012年12月31日，本公司董事及行政總裁概無於本公司或其任何相聯法團的任何股份、相關股份及債權證中擁有任何根據證券及期貨條例第352條須載於登記冊，或根據標準守則須通知本公司及聯交所的權益或淡倉。

## 主要股東的權益及淡倉

於2012年12月31日，於本公司股份或相關股份中擁有根據證券及期貨條例第336條須予存置的登記冊中記錄的權益及淡倉的人士(本公司董事及行政總裁除外)如下：

股東名稱	身份	持有的已發行普通股數目 <sup>(1)</sup>	佔本公司已發行股本的百分比
Name of Shareholder	Capacity	Number of issued ordinary shares held <sup>(1)</sup>	Percentage of the issued share capital of the Company
新富星	實益擁有人 <sup>(2)</sup>	2,112,229,000 (L)	69.63%
New Fortune	Beneficial owner <sup>(2)</sup>		

附註：

1. 字母「L」指該人士於該等證券的好倉。
2. 黃先生為新富星之最終實益擁有人，根據證券及期貨條例第XV部，黃先生被視作擁有該等股份之權益，誠如上文「董事及行政總裁於股份、相關股份及債權證的權益及淡倉」一節所披露者。

## DIRECTORS' AND CHIEF EXECUTIVE'S INTERESTS AND SHORT POSITIONS IN SHARES, UNDERLYING SHARES AND DEBENTURES (Continued)

Notes:

1. The letter "L" denotes the person's long position in such securities.
2. These shares of the Company are held by New Fortune, which is wholly-owned by Mr. Wong Luen Hei ("Mr. Wong"). Ms. Zuo Xiaoping is the spouse of Mr. Wong, and therefore Ms. Zuo Xiaoping is deemed to be interested in all the shares of the Company in which Mr. Wong is interested by virtue of the SFO.
3. Ms. Zuo Xiaoping is directly holding of 384,800 shares of the Company and was granted with options to subscribe for 1,923,200 shares of the Company with an exercise price of HK\$1.82 per share under the Pre-IPO share option scheme ("Pre-IPO Share Option Scheme") adopted by the Company with effect from 14 May 2010. Mr. Wong is the spouse of Ms. Zuo Xiaoping, and therefore Mr. Wong is deemed to be interested in all the shares of the Company in which Ms. Zuo Xiaoping is interested by virtue of the SFO.
4. All other directors' interests represent the number of shares to be issued upon the exercise in full of the options granted to them with an exercise price of HK\$1.82 per share under the Pre-IPO Share Option Scheme.

Save as disclosed above, as at 31 December 2012, none of the directors, chief executive of the Company had any interests or short positions in any shares, underlying shares and debentures of the Company or any of its associated corporations that was required to be recorded pursuant to section 352 of the SFO, or as otherwise notified to the Company and the Stock Exchange pursuant to the Model Code.

## INTERESTS AND SHORT POSITIONS OF SUBSTANTIAL SHAREHOLDERS

As at 31 December 2012, the following persons (other than a director or chief executive of the Company) had interests or short positions in the shares or underlying shares of the Company as recorded in the register required to be kept under section 336 of the SFO:



## 主要股東的權益及淡倉(續)

上述股份與上文「董事及行政總裁於股份、相關股份及債權證的權益及淡倉」一節所述的股份相同。除上文所披露者外，於2012年12月31日，本公司董事概不知悉任何人士或法團(本公司董事及行政總裁除外)於本公司任何股份或相關股份中擁有根據證券及期貨條例第336條須予存置的登記冊記錄的任何權益及淡倉。

## 購股權計劃

本公司已於2010年5月14日採納兩項購股權計劃，據此本公司有權於首次公開發售前及後授出購股權。兩項購股權計劃的詳情如下：

### 1. 購股權計劃

股東於2010年5月14日決議有條件批准一項購股權計劃(「購股權計劃」)，而該項購股權計劃的條款摘要於招股章程內披露。本公司於年內並無根據購股權計劃授出、行使或註銷任何購股權，於2012年12月31日根據購股權計劃亦無流通在外的購股權。

### 2. 首次公開發售前購股權計劃

#### (a) 條款概要

股東根據日期為2010年5月14日的股東書面決議案批准的首次公開發售前購股權計劃旨在給予僱員於本公司持有個人權益的機會，激勵彼等日後於本集團發揮最佳表現及效率，及／或獎勵彼等於過往的貢獻，以吸納及挽留該等對本集團業績、增長或成功至關重要及／或其貢獻有利於本集團業績、增長或成功的僱員，或與該等僱員維持長遠關係。

首次公開發售前購股權計劃的主要條款載於本財務報表附註29。

## INTERESTS AND SHORT POSITIONS OF SUBSTANTIAL SHAREHOLDERS (Continued)

The above shares were the same shares as set out under the section headed "Directors' and Chief Executive's Interests and Short Positions in Shares, Underlying Shares and Debentures" above. Save as disclosed above, as at 31 December 2012, the directors of the Company were not aware of any person or corporation (other than the directors and chief executive of the Company) who had any interests or short positions in any shares or underlying shares of the Company as recorded in the register required to be kept under section 336 of the SFO.

## SHARE OPTION SCHEMES

The Company has adopted two share option schemes on 14 May 2010, pursuant to which the Company is entitled to grant options prior to and after the IPO. The details of both share option schemes are as follows:

### 1. SHARE OPTION SCHEME

A share option scheme (the "Share Option Scheme") was conditionally approved by resolutions of the Shareholders on 14 May 2010 and the summary of terms of such Share Option Scheme are disclosed in the Prospectus. No share options were granted, exercised or cancelled by the Company under the Share Option Scheme during the year and there were no outstanding share options under the Share Option Scheme as at 31 December 2012.

### 2. PRE-IPO SHARE OPTION SCHEME

#### (a) Summary of terms

The purpose of the Pre-IPO Share Option Scheme, approved by the Shareholders pursuant to the written resolutions of the Shareholders dated 14 May 2010, is to give employees an opportunity to have a personal stake in the Company and help motivate them to optimise their future performance and efficiency to the Group and/or to reward them for their past contributions, to attract and retain or otherwise maintain on-going relationships with such employees who are significant to and/or whose contributions are or will be beneficial to the performance, growth or success of the Group.

The principal terms of the Pre-IPO Share Option Scheme are set out in note 29 to the financial statements.

## 購股權計劃(續)

## 2. 首次公開發售前購股權計劃(續)

## (b) 已授出但尚未行使的購股權

首次公開發售前購股權計劃的所有購股權已於2010年5月21日授予，各承授人支付的代價為1港元。年內，除以下購股權被行使及失效／沒收外，概無購股權根據首次公開發售前購股權計劃獲授出或被註銷。

截至2012年12月31日止年度內，首次公開發售前購股權變動詳情如下：

## SHARE OPTION SCHEMES (Continued)

## 2. PRE-IPO SHARE OPTION SCHEME (Continued)

## (b) Outstanding options granted

All the options under the Pre-IPO Share Option Scheme were granted on 21 May 2010 at a consideration of HK\$1 paid by each grantee. During the year, no share option were granted or cancelled under the Pre-IPO Share Option Scheme other than those exercised and lapsed/forfeited as mentioned below.

Details of the movement of the Pre-IPO Share Options during the year ended 31 December 2012 were as follows:

參與者姓名 或類別	授出日期 <sup>(1)</sup>	購股權 可行使期 <sup>(1)</sup>	行使價 港元	於01/01/2012 尚未行使	購股權數目 Number of options		
					於年 內行使 <sup>(4)</sup>	於年內 失效／沒收 Lapsed/ forfeited during the year	於31/12/2012 尚未行使
Name or category of participant	Date of grant <sup>(1)</sup>	Option period <sup>(1)</sup>	Exercise price HK\$	Outstanding as at 01/01/2012	Exercised during the year <sup>(4)</sup>	forfeited during the year	Outstanding as at 31/12/2012
<b>行政總裁</b>							
<b>Chief executive</b>							
左滿倫先生 Mr. Zuo Manlun	21/05/2010	23/06/2011 to 22/06/2014 <sup>(3)</sup>	1.82	3,842,000	—	—	3,842,000
<b>董事</b>							
<b>Directors</b>							
左笑萍女士 Ms. Zuo Xiaoping	21/05/2010	23/06/2011 to 22/06/2014 <sup>(3)</sup>	1.82	2,308,000	(384,800)	—	1,923,200
賴志強先生 Mr. Lai Zhiqiang	21/05/2010	23/06/2011 to 22/06/2014 <sup>(3)</sup>	1.82	2,008,000	(275,000)	—	1,733,000
孔兆聰先生 Mr. Kong Zhaocong	21/05/2010	23/06/2011 to 22/06/2014 <sup>(3)</sup>	1.82	2,308,000	—	—	2,308,000
陳國南先生 Mr. Chen Guonan	21/05/2010	23/06/2011 to 22/06/2014 <sup>(3)</sup>	1.82	1,927,000	—	—	1,927,000
林少全博士 Dr. Lin Shaoquan	21/05/2010	23/06/2011 to 22/06/2014 <sup>(3)</sup>	1.82	1,927,000	—	—	1,927,000

## 購股權計劃(續)

## 2. 首次公開發售前購股權計劃(續)

## (b) 已授出但尚未行使的購股權(續)

## SHARE OPTION SCHEMES (Continued)

## 2. PRE-IPO SHARE OPTION SCHEME (Continued)

## (b) Outstanding options granted (Continued)

參與者姓名 或類別	授出日期 <sup>(1)</sup>	購股權 可行使期 <sup>(1)</sup>	行使價 港元	於01/01/2012 尚未行使	購股權數目 Number of options		
					於年 內行使 <sup>(4)</sup>	於年內 失效/沒收 Lapsed/ forfeited during the year	於31/12/2012 尚未行使
Name or category of participant	Date of grant <sup>(1)</sup>	Option period <sup>(1)</sup>	Exercise price HK\$	Outstanding as at 01/01/2012	Exercised during the year <sup>(4)</sup>	forfeited during the year	Outstanding as at 31/12/2012
黃貴榮先生 Mr. Huang Guirong	21/05/2010	23/06/2011 to 22/06/2014 <sup>(3)</sup>	1.82	1,927,000	–	–	1,927,000
羅建峰先生 Mr. Luo Jianfeng	21/05/2010	23/06/2011 to 22/06/2014 <sup>(3)</sup>	1.82	1,927,000	–	–	1,927,000
林德緯先生 Mr. Lin Dewei	21/05/2010	23/06/2011 to 22/06/2014 <sup>(3)</sup>	1.82	692,000	–	–	692,000
<b>董事小計</b> <b>Subtotal directors</b>				15,024,000	(659,800)	–	14,364,200
<b>董事及行政總裁小計</b> <b>Subtotal directors and chief executive</b>				18,866,000	(659,800)	–	18,206,200
<b>僱員<sup>(2)</sup></b> <b>Employees<sup>(2)</sup></b>							
合共 In aggregate	21/05/2010	23/06/2011 to 22/06/2014 <sup>(3)</sup>	1.82	88,357,800	(27,035,600)	(1,640,150)	59,682,050
<b>總計</b> <b>Total</b>				107,223,800	(27,695,400)	(1,640,150)	77,888,250

附註：

1. 所示日期的格式均為日/月/年。
2. 該等承授人均並非本公司的關連人士。

Notes:

1. All dates are shown in the format of day/month/year.
2. None of such grantees is a connected person of the Company.

## 購股權計劃(續)

## 2. 首次公開發售前購股權計劃(續)

## (b) 已授出但尚未行使的購股權(續)

附註：(續)

3. 該等購股權可由2011年6月23日至2014年6月22日(包括首尾兩天)期間按以下歸屬期行使：
  - (i) 購股權之25%或以下可由2011年6月23日起行使；
  - (ii) 購股權之60%或以下(包括按先前歸屬期訂明可行使購股權之上限但未經行使之購股權)可由2012年6月23日起行使；及
  - (iii) 購股權之100%或以下(包括按先前歸屬期訂明可行使購股權之上限但未經行使之購股權)可由2013年6月23日起行使。
4. 緊接購股權行使日期前本公司股份的加權平均收市價為4.73港元。

## 董事於重大合約的權益

除「關連交易」一段所披露者外，本公司、其控股公司或其任何附屬公司概無參與訂立任何由本公司董事直接或間接擁有重大權益且於年終或於年內任何時間仍然有效的重大合約。

## 遵守及執行控股股東的不競爭承諾

概無本公司董事或主要股東或任何彼等各自的聯繫人從事任何與本集團業務競爭或可能競爭的業務。控股股東(即新富星)及黃聯禧先生(「控股股東」)已於2010年5月14日訂立以本集團為受益人的不競爭契據(「不競爭契據」)。

董事認為本公司所採納本集團有關執行不競爭契據的措施已足夠保障不競爭承諾的效力。

獨立非執行董事已審閱不競爭契據的遵守情況，包括任何因控股股東接受本集團根據不競爭契據而拒絕的機會所產生的潛在利益衝突及競爭。根據控股股東的確認函，獨立非執行董事認為不競爭契據已獲遵守及有效執行。

## SHARE OPTION SCHEMES (Continued)

## 2. PRE-IPO SHARE OPTION SCHEME (Continued)

## (b) Outstanding options granted (Continued)

Notes: (Continued)

3. The options are exercisable from 23 June 2011 to 22 June 2014 (both days inclusive) subject to the following vesting periods:
  - (i) up to 25% of the options commencing on 23 June 2011;
  - (ii) up to 60% of the options (including the options not exercised under the limit prescribed for in the previous period) commencing on 23 June 2012; and
  - (iii) up to 100% of the options (including the options not exercised under the limit prescribed for in the previous periods) commencing on 23 June 2013.
4. The weighted average closing price of the Company's shares immediately before the dates on which the options were exercised was HK\$4.73.

## DIRECTORS' INTEREST IN CONTRACTS OF SIGNIFICANCE

Save as disclosed under paragraph headed "Connected Transactions", no contract of significance to which the Company, its holding company and any of its subsidiaries was a party and in which a director of the Company had a material interest, whether directly or indirectly, subsisted at the end of the year or at any time during the year.

## COMPLIANCE AND ENFORCEMENT OF THE NON-COMPETE UNDERTAKINGS FROM CONTROLLING SHAREHOLDER

None of the directors or substantial shareholder of the Company or any of their respective associates has engaged in any business that competes or may compete with the business of the Group. The controlling Shareholder being New Fortune and Mr. Wong Luen Hei (the "Controlling Shareholder"), has entered into a deed of non-competition in favour of the Group dated 14 May 2010 (the "Deed of Non-Competition").

The directors are of the view that the Group's measures adopted by the Company in respect of the enforceability of the Deed of Non-Competition are adequate to safeguard the effectiveness of the non-competition undertakings.

The independent non-executive directors have reviewed the compliance of the Deed of Non-Competition, including any potential conflicts of interest and competition arising from the taking up by the Controlling Shareholder of opportunities rejected by the Group pursuant to the Deed of Non-Competition. Based on the confirmation from the Controlling Shareholder, the independent non-executive directors are of the view that the Deed of Non-Competition has been complied with and has been effectively enforced.

## 慈善捐款

年內，本集團的慈善捐款約為人民幣478,000元(2011年：人民幣1,665,000元)。

## 優先票據

於2012年12月31日，優先票據的未償還本金額為258,880,000美元。優先票據詳情載於財務報表附註24。

## 購買、出售或贖回上市證券

截至2012年12月31日止年度，除本公司於2012年6月27日在新加坡證券交易所有限公司公告以總代價約8,880,000美元(含應計利息)購回及註銷9,820,000美元本金的優先票據外，本公司或其任何附屬公司概無購買、出售或贖回任何本公司的上市證券。

## 報告期後事項

於2013年1月15日，星俊投資有限公司(「賣方」)、黃聯禧先生(「黃先生」)為賣方責任之擔保人(「擔保人」)與聯塑集團有限公司(「買方」)(為本公司之間接全資附屬公司)就收購廣東聯塑閥門有限公司之全部股本權益(「收購事項」)訂立買賣協議(「買賣協議」)，代價為人民幣1.16億元。有關進一步詳情，請參閱本公司日期為2013年1月15日的公告。

由於賣方由執行董事兼最終控股股東黃先生全資擁有，故根據上市規則，賣方及擔保人被視為本公司之關連人士。因此，收購事項構成本公司之關連交易，僅須遵守上市規則第14.32條項下申報及公告規定，惟獲豁免遵守獨立股東批准之規定。

## CHARITABLE DONATIONS

During the year, the Group's charitable donations were approximately RMB478,000 (2011: RMB1,665,000).

## SENIOR NOTES

As at 31 December 2012, the outstanding principal amount of the Senior Notes was US\$258,880,000. The details of the Senior Notes are set out in note 24 to the financial statements.

## PURCHASE, SALE OR REDEMPTION OF LISTED SECURITIES

For year ended 31 December 2012, save for the Company's repurchase and cancellation of the Senior Notes in the principal amount of US\$9,820,000 at the aggregate consideration of approximately US\$8,880,000 (including accrued interest), which was announced on the Singapore Exchange Securities Trading Limited on 27 June 2012, the Company or any of its subsidiaries did not purchase, sell or redeem any of the Company's listed securities.

## EVENTS AFTER THE REPORTING PERIOD

On 15 January 2013, Star Excel Investment Limited (the "Vendor"), Mr. Wong Luen Hei, ("Mr. Wong") as guarantor of the obligations of the Vendor (the "Guarantor") and Liansu Group Company Limited (the "Purchaser"), being an indirect wholly-owned subsidiary of the Company, entered into the sale and purchase agreement (the "Sale and Purchase Agreement") to acquire the entire equity interest of Guangdong Liansu Valve Co., Ltd. at the consideration of RMB116 million (the "Acquisition"). For further details, please refer to the Company's announcement dated 15 January 2013.

As the Vendor is wholly-owned by Mr. Wong, an executive director and the ultimate controlling Shareholder, the Vendor and the Guarantor are regarded as connected persons of the Company under the Listing Rules. Accordingly, the Acquisition constituted a connected transaction of the Company which was only subject to the reporting and announcement requirements but was exempt from the independent Shareholders' approval requirement under Rule 14.32 of the Listing Rules.



**報告期後事項(續)**

本公司董事(包括獨立非執行董事)於獲取本公司之獨立財務顧問天達融資亞洲有限公司就收購事項是否公平作出的意見後認為，買賣協議的條款屬公平合理，而訂立買賣協議符合本集團及股東(黃先生及其聯繫人除外)整體利益。天達融資亞洲有限公司乃根據(其中包括)本公司與美國紐約梅隆銀行就優先票據所訂立日期為2011年5月13日的契約所委任。收購事項於2013年1月完成。

除上文所披露者外，於2012年12月31日後並無發生重大事項。

**關連交易**

財務報表附註35披露的關聯人士交易亦構成符合上市規則定義的關連交易或持續關連交易，並符合相關的披露要求。該等不獲豁免持續關連交易概述如下：

**(A) 購買塑料管材製造設備**

背景：於2009年12月20日，本集團與廣東聯塑機器訂立框架設備採購協議(「框架協議」)，自2010年1月1日起至2012年12月31日止為期三年。

框架協議的細節，連同截至2012年12月31日止年度的總代價已根據上市規則規定披露如下：

交易性質：向廣東聯塑機器購買塑料管材製造設備。

條款：訂約方將協定的購買價不得超過當前市價。

年度上限：人民幣7,000萬元

本年度總代價：人民幣5,400萬元

**EVENTS AFTER THE REPORTING PERIOD (Continued)**

The directors of the Company (including the independent non-executive directors), having received the opinion on the fairness in relation to the Acquisition from Investec Capital Asia Limited, an independent financial adviser to the Company appointed pursuant to the indenture dated 13 May 2011 entered into between, among others, the Company and the Bank of New York Mellon in relation to the Senior Notes, were of the view that the terms of the Sale and Purchase Agreement were fair and reasonable and the entering into of the Sale and Purchase Agreement was in the interests of the Group and the Shareholders (other than Mr. Wong and his associates) as a whole. The Acquisition was completed in January 2013.

Save as disclosed above, no significant event took place subsequent to 31 December 2012.

**CONNECTED TRANSACTIONS**

The related party transactions as disclosed in note 35 to the financial statements also constitute connected transactions or continuing connected transactions within the meaning of the Listing Rules and satisfied relevant disclosure requirements thereof. Details of such non-exempt continuing connected transactions are summarised below:

**(A) PURCHASE OF EQUIPMENT FOR PLASTIC PIPE MANUFACTURING**

Background: On 20 December 2009, the Group entered into a framework equipment purchase agreement (the "Framework Agreement") with Guangdong Liansu Machinery for the three years commencing on 1 January 2010 and expiring on 31 December 2012.

Particulars of the Framework Agreement together with the total consideration for the year ended 31 December 2012 are disclosed below as required under the Listing Rules:

Nature of transactions: Purchase of equipment for plastic pipe manufacturing from Guangdong Liansu Machinery.

Terms: The purchase price to be agreed between the parties which shall not exceed the prevailing market price.

Annual Cap: RMB70 million

Total consideration for the year: RMB54 million

關連交易(續)

(B) 租金及公用事業開支

背景： 於2012年4月27日，廣東聯塑科技(「承租人」)與廣東聯塑機器(「出租人」)訂立租賃協議(「租約」)。據此，出租人向承租人出租其位於中國佛山市順德區龍江鎮龍江社區居民委員會大壩工業園G03-2-1號地塊上的部分廠房，作生產基地用途。

根據租約，承租人須承擔所有第三方的費用，包括水電費。由於有關公用事業成本由相關政府機關向出租人收取，故承租人將會向出租人補償相等於出租人所支付的公用事業成本的金額(「公用事業安排」)。有關進一步詳情，請參閱本公司於2012年4月27日所作出的公告。

協議的細節，連同截至2012年12月31日止年度的總代價已根據上市規則規定披露如下：

交易性質： 向出租人支付的租金開支。

由承租人補償相關政府機關向出租人收取的公用事業成本。

CONNECTED TRANSACTIONS (Continued)

(B) RENTAL AND UTILITIES EXPENSES

Background: On 27 April 2012, Guangdong Liansu Technology (the "Lessee") entered into lease agreement (the "Lease") with Guangdong Liansu Machinery (the "Lessor") whereby the Lessor leased its certain plants erected on Lot G03-2-1, Daba Industrial Estate of Longjiang Community Residents' Committee, Longjiang Town, Shunde District, Foshan City, the PRC to the Group for using as production facilities.

Under the Lease, the Lessee shall bear all the third party costs, including electricity and water charges. Since the related utilities costs are charged by the relevant government authorities on the Lessor, the Lessee will reimburse the Lessor for the same amount of utilities costs paid by the Lessor (the "Utilities Arrangement"). For further details, please refer to the announcement made by the Company on 27 April 2012.

Particulars of the agreements together with the total consideration for the year ended 31 December 2012 are disclosed below as required under the Listing Rules:

Nature of transactions: Rental expenses paid to the Lessor.

Reimbursement of utilities costs charged by the relevant government authorities on the Lessor from the Lessee.

**關連交易(續)**

**(B) 租金及公用事業開支(續)**

條款：	租約自2012年5月1日起至2014年12月31日止為期32個月。承租人須向出租人支付的有關租金為每月人民幣276,300元。
	公用事業成本的補償金額須相等於相關政府機關向出租人收取的金額。
年度上限：	人民幣220萬元(租賃協議) 人民幣850萬元(公用事業協議)
本年度總代價：	人民幣220萬元(租賃協議) 人民幣560萬元(公用事業協議)

**(C) 尚未生效的關連交易**

**(i) 購買塑料管材製造設備**

背景：	於2012年12月31日，本公司與廣東聯塑機器訂立框架設備採購協議(「框架協議」)，自2013年1月1日起至2013年12月31日止為期一年。有關詳情，請參閱本公司於2012年12月31日所作的公告。
	框架協議的細節已根據上市規則規定披露如下：
交易性質：	向廣東聯塑機器購買塑料管材製造設備。
條款：	訂約方將協定的購買價不得超過當前市價。
年度上限：	人民幣9,750萬元(截至2013年12月31日止年度)

**CONNECTED TRANSACTIONS (Continued)**

**(B) RENTAL AND UTILITIES EXPENSES (Continued)**

Terms:	The Lease is for 32 months commencing on 1 May 2012 and expiring on 31 December 2014. The related rents payable by the Lessee to the Lessor is RMB276,300 per month.
	The reimbursable amount of utilities costs was equal to the amount charged by the relevant government authorities on the Lessor.
Annual Cap:	RMB2.2 million (Leasing agreement) RMB8.5 million (Utilities agreement)
Total consideration for the year:	RMB2.2 million (Leasing agreement) RMB5.6 million (Utilities agreement)

**(C) CONNECTED TRANSACTIONS NOT YET EFFECTIVE**

**(i) Purchase of Equipment for Plastic Pipe Manufacturing**

Background:	On 31 December 2012, the Company entered into a framework equipment purchase agreement (the "Framework Agreement") with Guangdong Liansu Machinery for 1 year commencing from 1 January 2013 and ending on 31 December 2013. For details, please refer to the announcement made by the Company on 31 December 2012.
	Particulars of the Framework Agreement are disclosed below as required under the Listing Rules:
Nature of transactions:	Purchase of equipment for plastic pipe manufacturing from Guangdong Liansu Machinery.
Terms:	The purchase price to be agreed between the parties which shall not exceed the prevailing market price.
Annual Cap:	RMB97.5 million (for the year ending 31 December 2013)

關連交易(續)

(C) 尚未生效的關連交易(續)

(ii) 購買電子配件

背景： 於2012年12月31日，本公司與廣東聯塑電氣訂立原始設計製造(「ODM」)合作協議，內容有關由廣東聯塑電氣為本集團製造電子配件之ODM生產合作，自2013年1月1日起至2013年12月31日結束。有關詳情，請參閱本公司於2012年12月31日所作的公告。

協議的細節已根據上市規則規定披露如下：

交易性質： 向廣東聯塑電氣購買電子配件。

條款： 訂約方將協定的購買價不得超過當前市價。

年度上限： 人民幣3,000萬元(截至2013年12月31日止年度)

獨立非執行董事已就上市規則第14A.37條審閱所有持續關連交易，並確認本集團的所有持續關連交易(i)是於一般及日常業務過程；(ii)按正常商業條款；及(iii)根據規管該等交易的協議條款訂立，屬公平合理且符合股東的整體利益。

本公司的核數師獲聘遵照香港會計師公會發出的香港核證聘用準則3000的「歷史財務資料審計或審閱以外的核證聘用」，並參照實務說明第740號「關於香港上市規則所述持續關連交易的核數師函件」，就本集團的持續關連交易作出匯報。本公司的核數師已根據上市規則第14A.38條發出載有上述披露的交易的核證結果及結論的無保留意見函件。本公司已將該函件副本呈交聯交所。

CONNECTED TRANSACTIONS (Continued)

(C) CONNECTED TRANSACTIONS NOT YET EFFECTIVE (CONTINUED)

(ii) Purchase of Electronic Accessories

Background: On 31 December 2012, the Company entered into the original design manufacturing (the "ODM") co-operation agreement with Guangdong Liansu Electric in relation to the ODM production co-operation as regards manufacturing of electronic accessories by Guangdong Liansu Electric for the Group commencing from 1 January 2013 and ending on 31 December 2013. For details, please refer to the announcement made by the Company on 31 December 2012.

Particulars of the agreement are disclosed below as required under the Listing Rules:

Nature of transactions: Purchase of electronic accessories from Guangdong Liansu Electric.

Terms: The purchase price to be agreed between the parties which shall not exceed the prevailing market price.

Annual Cap: RMB30 million (for the year ending 31 December 2013)

The independent non-executive directors have, for the purpose of Rule 14A.37 of the Listing Rules, reviewed all continuing connected transactions and have confirmed that all continuing connected transactions have been entered into by the Group (i) in the ordinary and usual course of its business; (ii) on normal commercial terms; and (iii) in accordance with the terms of the agreements governing such transactions that are fair and reasonable and in the interests of the Shareholders as a whole.

The Company's auditor was engaged to report on the Group's continuing connected transactions in accordance with Hong Kong Standard on Assurance Engagements 3000 "Assurance Engagements Other Than Audits or Reviews of Historical Financial Information", and with reference to Practice Note 740 "Auditor's Letter on Continuing Connected Transactions under the Hong Kong Listing Rules" issued by the Hong Kong Institute of Certified Public Accountants. The Company's auditor issued an unqualified letter containing his findings and conclusions in respect of the transactions disclosed above in accordance with Rule 14A.38 of the Listing Rules. The Company provided a copy of the said letter to the Stock Exchange.

## 關聯人士交易

關聯人士交易的詳情載於財務報表附註35。

## 稅務減免

董事並不知悉任何股東因持有本公司的證券而可享有任何稅務減免。

## 優先購買權

本公司的組織章程細則或開曼群島的法例並無有關本公司須按比例向現有股東發售新股份的優先購買權規定。

## 公眾持股量

根據本公司以公開途徑取得的資料及據董事所深知，於本報告日期，本公司一直維持上市規則所訂明的公眾持股量。

## 核數師

本公司將於股東週年大會上提呈決議案，以續聘安永會計師事務所為本公司的核數師。

承董事會命

行政總裁  
左滿倫

中國順德，2013年3月18日

## RELATED PARTY TRANSACTIONS

The details of the related party transactions are set out in note 35 to the financial statements.

## TAX RELIEF AND EXEMPTION

The directors are not aware of any tax relief and exemption available to the Shareholders by reason of their holding the Company's securities.

## PRE-EMPTIVE RIGHTS

There are no provisions for pre-emptive rights under the Company's articles of association or the laws of Cayman Islands, which would oblige the Company to offer new shares on a pro-rata basis to existing Shareholders.

## PUBLIC FLOAT

Based on the publicly available information obtained by the Company and to the best knowledge of the directors, as at the date of this report, the Company has maintained the public float stipulated in the Listing Rules.

## AUDITOR

A resolution will be submitted to the annual general meeting to re-appoint Ernst & Young as auditor of the Company.

By order of the Board

**Zuo Manlun**  
*Chief Executive*

Shunde, the PRC, 18 March 2013





致中國聯塑集團控股有限公司股東  
(於開曼群島註冊成立的有限責任公司)

我們已審核載於第54至134頁的中國聯塑集團控股有限公司(「貴公司」)及其附屬公司(統稱「貴集團」)的綜合財務報表，此財務報表包括於2012年12月31日的綜合及公司財務狀況表及截至該日止年度的綜合全面收益表、綜合權益變動表及綜合現金流量表，以及主要會計政策概要和其他說明資料。

### 董事就綜合財務報表須承擔的責任

貴公司董事須負責根據香港會計師公會頒布的香港財務報告準則和香港公司條例的披露規定編製並且真實而公平地列報綜合財務報表，及落實其認為編製綜合財務報表所必要的內部控制，以使綜合財務報表不存在由於欺詐或錯誤而導致之重大錯誤陳述。

### 核數師的責任

我們的責任是根據我們的審核對該等綜合財務報表發表意見，並僅向全體股東匯報而不作其他用途。我們概不就本報告書的內容對任何其他人士負責或承擔責任。

我們已根據香港會計師公會頒布的香港審核準則進行審核。該等準則要求我們遵守道德規範，並規劃及執行審核，以合理確定此等綜合財務報表是否不存有任何重大錯誤陳述。

To the shareholders of China Liansu Group Holdings Limited  
(Incorporated in Cayman Islands with limited liability)

We have audited the consolidated financial statements of China Liansu Group Holdings Limited (the "Company") and its subsidiaries (together, the "Group") set out on pages 54 to 134, which comprise the consolidated and company statements of financial position as at 31 December 2012, the consolidated statement of comprehensive income, the consolidated statement of changes in equity and the consolidated statement of cash flows for the year then ended, and a summary of significant accounting policies and other explanatory information.

### DIRECTORS' RESPONSIBILITY FOR THE CONSOLIDATED FINANCIAL STATEMENTS

The directors of the Company are responsible for the preparation of consolidated financial statements that give a true and fair view in accordance with Hong Kong Financial Reporting Standards issued by the Hong Kong Institute of Certified Public Accountants and the disclosure requirements of the Hong Kong Companies Ordinance, and for such internal control as the directors determine is necessary to enable the preparation of consolidated financial statements that are free from material misstatement, whether due to fraud or error.

### AUDITORS' RESPONSIBILITY

Our responsibility is to express an opinion on these consolidated financial statements based on our audit. Our report is made solely to you, as a body, and for no other purpose. We do not assume responsibility towards or accept liability to any other person for the contents of this report.

We conducted our audit in accordance with Hong Kong Standards on Auditing issued by the Hong Kong Institute of Certified Public Accountants. Those standards require that we comply with ethical requirements and plan and perform the audit to obtain reasonable assurance about whether the consolidated financial statements are free from material misstatement.

### 核數師的責任(續)

審核涉及執行程序以獲取綜合財務報表所載金額及披露資料的審核證據。所選定的程序取決於核數師的判斷，包括評估由於欺詐或錯誤而導致綜合財務報表存有重大錯誤陳述的風險。在評估該等風險時，核數師考慮與實體編製及真實而公平地列報綜合財務報表相關的內部控制，以設計適當的審核程序，但目的並非對實體內部控制的有效性發表意見。審核亦包括評價董事所採用的會計政策的合適性及所作出的會計估計的合理性，以及評價綜合財務報表的整體列報方式。

我們相信，我們所獲得的審核證據充足和適當地為我們的審核意見提供基礎。

### 意見

我們認為，該等綜合財務報表已根據香港財務報告準則真實而公平地反映貴公司及貴集團於2012年12月31日的財務狀況及截至該日止年度的溢利和現金流量，並已按照香港公司條例的披露規定妥為編製。

#### 安永會計師事務所

執業會計師

香港中環

添美道1號

中信大廈22樓

2013年3月18日

### AUDITORS' RESPONSIBILITY (Continued)

An audit involves performing procedures to obtain audit evidence about the amounts and disclosures in the consolidated financial statements. The procedures selected depend on the auditors' judgement, including the assessment of the risks of material misstatement of the consolidated financial statements, whether due to fraud or error. In making those risk assessments, the auditors consider internal control relevant to the entity's preparation of consolidated financial statements that give a true and fair view in order to design audit procedures that are appropriate in the circumstances, but not for the purpose of expressing an opinion on the effectiveness of the entity's internal control. An audit also includes evaluating the appropriateness of accounting policies used and the reasonableness of accounting estimates made by the directors, as well as evaluating the overall presentation of the consolidated financial statements.

We believe that the audit evidence we have obtained is sufficient and appropriate to provide a basis for our audit opinion.

### OPINION

In our opinion, the consolidated financial statements give a true and fair view of the state of affairs of the Company and of the Group as at 31 December 2012, and of the Group's profit and cash flows for the year then ended in accordance with Hong Kong Financial Reporting Standards and have been properly prepared in accordance with the disclosure requirements of the Hong Kong Companies Ordinance.

#### Ernst & Young

Certified Public Accountants

22/F CITIC Tower

1 Tim Mei Avenue

Central, Hong Kong

18 March 2013

# 綜合全面收益表

## CONSOLIDATED STATEMENT OF COMPREHENSIVE INCOME

截至2012年12月31日止年度  
Year ended 31 December 2012

		附註 Notes	2012年 2012 人民幣千元 RMB'000	2011年 2011 人民幣千元 RMB'000
收入	<b>REVENUE</b>	5	<b>10,891,363</b>	10,143,296
銷售成本	Cost of sales		<b>(8,242,055)</b>	(7,691,274)
毛利	Gross profit		<b>2,649,308</b>	2,452,022
其他收入、收益及利益	Other revenue, income and gains	5	<b>115,774</b>	148,321
銷售及分銷成本	Selling and distribution expenses		<b>(543,681)</b>	(453,596)
行政開支	Administrative expenses		<b>(381,037)</b>	(314,782)
其他開支	Other expenses		<b>(212,169)</b>	(164,467)
融資成本	Finance costs	6	<b>(146,231)</b>	(110,536)
分佔一間共同控制實體溢利／ (虧損)	Share of profit/(loss) of a jointly-controlled entity	15	<b>315</b>	(29)
除稅前溢利	<b>PROFIT BEFORE TAX</b>	7	<b>1,482,279</b>	1,556,933
所得稅開支	Income tax expense	9	<b>(251,008)</b>	(296,237)
年內溢利	<b>PROFIT FOR THE YEAR</b>		<b>1,231,271</b>	1,260,696
其他全面收益／(虧損)	<b>OTHER COMPREHENSIVE INCOME/(LOSS)</b>			
可供出售投資：	Available-for-sale investments:			
公平值變動	Changes in fair value		<b>34,732</b>	(20,022)
出售所得利益再歸類調整	Reclassification adjustments for gains on disposal		<b>(14,710)</b>	–
			<b>20,022</b>	(20,022)
折算外幣報表產生的匯兌差額	Exchange differences on translation of foreign operations		<b>(2,191)</b>	(2,325)
年內其他全面收益／(虧損)	<b>OTHER COMPREHENSIVE INCOME/(LOSS) FOR THE YEAR</b>		<b>17,831</b>	(22,347)
年內全面收益總額	<b>TOTAL COMPREHENSIVE INCOME FOR THE YEAR</b>		<b>1,249,102</b>	1,238,349
以下應佔溢利：	Profit attributable to:			
本公司擁有人	Owners of the Company		<b>1,238,322</b>	1,260,758
非控制權益	Non-controlling interests		<b>(7,051)</b>	(62)
			<b>1,231,271</b>	1,260,696
以下應佔全面收益總額：	Total comprehensive income attributable to:			
本公司擁有人	Owners of the Company		<b>1,255,835</b>	1,238,411
非控制權益	Non-controlling interests		<b>(6,733)</b>	(62)
			<b>1,249,102</b>	1,238,349
本公司擁有人應佔每股盈利	<b>EARNINGS PER SHARE ATTRIBUTABLE TO OWNERS OF THE COMPANY</b>	11		
基本	Basic		人民幣 <b>0.41</b> 元 <b>RMB0.41</b>	人民幣0.42元 RMB0.42
攤薄	Diluted		人民幣 <b>0.40</b> 元 <b>RMB0.40</b>	人民幣0.41元 RMB0.41

年度擬派發股息的詳情披露於財務報表附註10。

Details of the dividends proposed for the year are disclosed in note 10 to the financial statements.

# 綜合財務狀況表

## CONSOLIDATED STATEMENT OF FINANCIAL POSITION

於2012年12月31日  
31 December 2012

			2012年 2012 人民幣千元 RMB'000	2011年 2011 人民幣千元 RMB'000
		附註 Notes		
<b>非流動資產</b>	<b>NON-CURRENT ASSETS</b>			
物業、廠房及設備	Property, plant and equipment	12	3,288,261	2,470,759
預付土地租賃款	Prepaid land lease payments	13	954,279	356,065
其他無形資產	Other intangible assets		9,771	2,799
購買土地、物業、廠房及 設備所支付的按金	Deposits paid for the purchase of land, property, plant and equipment		129,705	291,672
於一間共同控制實體的投資	Investment in a jointly-controlled entity	15	5,286	4,971
持有至到期投資	Held-to-maturity investments	16	279,006	–
可供出售投資	Available-for-sale investments	17	–	156,508
遞延稅項資產	Deferred tax assets	25	3,575	2,112
非流動資產總額	Total non-current assets		4,669,883	3,284,886
<b>流動資產</b>	<b>CURRENT ASSETS</b>			
存貨	Inventories	18	1,766,133	1,294,018
貿易應收款項及票據	Trade and bills receivables	19	1,009,534	748,358
預付款、按金及其他應收款項	Prepayments, deposits and other receivables	20	405,227	347,632
持有至到期投資	Held-to-maturity investments	16	9,684	–
現金及銀行存款	Cash and bank deposits	21	1,922,325	2,116,641
流動資產總額	Total current assets		5,112,903	4,506,649
<b>流動負債</b>	<b>CURRENT LIABILITIES</b>			
貿易應付款項及票據	Trade and bills payables	22	512,054	191,314
其他應付款項及應計費用	Other payables and accruals	23	832,388	657,447
銀行貸款及其他借款	Bank loans and other borrowings	24	595,799	70,004
應付稅項	Tax payable		98,635	114,426
流動負債總額	Total current liabilities		2,038,876	1,033,191
流動資產淨額	<b>NET CURRENT ASSETS</b>		3,074,027	3,473,458
資產總額減流動負債	<b>TOTAL ASSETS LESS CURRENT LIABILITIES</b>		7,743,910	6,758,344
<b>非流動負債</b>	<b>NON-CURRENT LIABILITIES</b>			
銀行貸款及其他借款	Bank loans and other borrowings	24	1,628,783	1,674,704
遞延稅項負債	Deferred tax liabilities	25	64,635	72,673
遞延收益	Deferred income	26	22,574	23,602
非流動負債總額	Total non-current liabilities		1,715,992	1,770,979
資產淨值	Net assets		6,027,918	4,987,365

綜合財務狀況表(續)

CONSOLIDATED STATEMENT OF FINANCIAL POSITION (Continued)

於2012年12月31日  
31 December 2012

			2012年 2012 人民幣千元 RMB'000	2011年 2011 人民幣千元 RMB'000
		附註 Notes		
<b>權益</b>	<b>EQUITY</b>			
本公司擁有人應佔權益	Equity attributable to owners of the Company			
已發行股本	Issued capital	27	132,660	131,537
儲備	Reserves	28(A)	5,877,373	4,855,438
			6,010,033	4,986,975
非控制權益	Non-controlling interests		17,885	390
<b>權益總額</b>	<b>Total equity</b>		<b>6,027,918</b>	<b>4,987,365</b>

黃聯禧  
Wong Luen Hei  
董事  
Director

羅建峰  
Luo Jianfeng  
董事  
Director



# 綜合權益變動表

## CONSOLIDATED STATEMENT OF CHANGES IN EQUITY

截至2012年12月31日止年度  
Year ended 31 December 2012

		本公司擁有人應佔 Attributable to owners of the Company											
		已發行 股本	股份溢價	法定儲備 <sup>(1)</sup>	資本儲備 <sup>(2)</sup>	購股權 儲備	合併儲備	可供出售 投資重估 儲備	匯兌波動 儲備	保留溢利	非控制權益	權益總額	
		Issued capital	Share premium	Statutory reserve <sup>(1)</sup>	Capital reserve <sup>(2)</sup>	Share option reserve	Merger reserve	Available- for-sale investment reserve	Exchange fluctuation reserve	Retained profits	總計 Total	Non- controlling interests	Total equity
		人民幣千元 RMB'000	人民幣千元 RMB'000	人民幣千元 RMB'000	人民幣千元 RMB'000	人民幣千元 RMB'000	人民幣千元 RMB'000	人民幣千元 RMB'000	人民幣千元 RMB'000	人民幣千元 RMB'000	人民幣千元 RMB'000	人民幣千元 RMB'000	人民幣千元 RMB'000
於2011年1月1日	At 1 January 2011	131,297	1,673,604	274,420	31,645	35,891	5,515	-	22,920	1,829,159	4,004,451	-	4,004,451
年內溢利	Profit for the year	-	-	-	-	-	-	-	-	1,260,758	1,260,758	(62)	1,260,696
年內其他全面虧損	Other comprehensive loss for the year	-	-	-	-	-	-	(20,022)	(2,325)	-	(22,347)	-	(22,347)
年內全面收益總額	Total comprehensive income for the year	-	-	-	-	-	-	(20,022)	(2,325)	1,260,758	1,238,411	(62)	1,238,349
發行股份	Issue of shares	240	13,645	-	-	(5,169)	-	-	-	-	8,716	-	8,716
非控制權益出資	Capital contribution from non-controlling interests	-	-	-	-	-	-	-	-	-	-	452	452
額外上市費用	Additional listing expenses	-	(3,259)	-	-	-	-	-	-	-	(3,259)	-	(3,259)
以股權結算的購股權安排	Equity-settled share option arrangements	-	-	-	-	41,682	-	-	-	-	41,682	-	41,682
確認向擁有人分派的股息 (附註10)	Dividends recognised as distributions to owners (note 10)	-	-	-	-	-	-	-	-	(303,026)	(303,026)	-	(303,026)
轉撥至法定儲備	Appropriation to statutory reserve	-	-	138,542	-	-	-	-	-	(138,542)	-	-	-
於2011年12月31日及 2012年1月1日	At 31 December 2011 and 1 January 2012	131,537	1,683,990*	412,962*	31,645*	72,404*	5,515*	(20,022)*	20,595*	2,648,349*	4,986,975	390	4,987,365
年內溢利	Profit for the year	-	-	-	-	-	-	-	-	1,238,322	1,238,322	(7,051)	1,231,271
年內其他全面收益	Other comprehensive income for the year	-	-	-	-	-	-	20,022	(2,509)	-	17,513	318	17,831
年內全面收益總額	Total comprehensive income for the year	-	-	-	-	-	-	20,022	(2,509)	1,238,322	1,255,835	(6,733)	1,249,102
發行股份	Issue of shares	1,123	64,251	-	-	(24,569)	-	-	-	-	40,805	-	40,805
非控制權益出資	Capital contribution from non-controlling interests	-	-	-	-	-	-	-	-	-	-	24,228	24,228
以股權結算的購股權安排	Equity-settled share option arrangements	-	-	-	-	20,252	-	-	-	-	20,252	-	20,252
確認向擁有人分派的股息 (附註10)	Dividends recognised as distributions to owners (note 10)	-	-	-	-	-	-	-	-	(293,834)	(293,834)	-	(293,834)
轉撥至法定儲備	Appropriation to statutory reserve	-	-	133,567	-	-	-	-	-	(133,567)	-	-	-
於2012年12月31日	At 31 December 2012	132,660	1,748,241*	546,529*	31,645*	68,087*	5,515*	-*	18,086*	3,459,270*	6,010,033	17,885	6,027,918

\* 該等儲備賬包括綜合財務狀況表中綜合儲備人民幣5,877,373,000元(2011年:人民幣4,855,438,000元)。

\* These reserve accounts comprise the consolidated reserves of RMB5,877,373,000 (2011: RMB4,855,438,000) in the consolidated statement of financial position.

## 綜合權益變動表(續)

### CONSOLIDATED STATEMENT OF CHANGES IN EQUITY (Continued)

截至2012年12月31日止年度  
Year ended 31 December 2012

附註：

1. 根據中國公司法，本公司於中國註冊的各間附屬公司須劃撥根據中國公認會計準則釐定的年度法定除稅後溢利(經扣除任何過往年度虧損後)的10%至法定儲備，直至儲備金結餘達到其註冊資本的50%為止。法定儲備可用於抵銷過往年度虧損或增資，惟法定儲備的餘下結餘不得少於註冊資本的25%。
2. 資本儲備主要指有關收購非控制權益的代價與應佔所收購淨資產賬面值之間的差額。

Notes:

1. In accordance with the Company Law of the PRC, each of the Company's subsidiaries registered in the PRC is required to appropriate 10% of the annual statutory profit after tax (after offsetting any prior years' losses) determined in accordance with generally accepted accounting principles in the PRC to the statutory reserve until the balance of the reserve fund reaches 50% of its registered capital. The statutory reserve can be utilised to offset prior years' losses or to increase capital, provided that the remaining balance of the statutory reserve is not less than 25% of the registered capital.
2. Capital reserve mainly represented the difference between the consideration and the book value of the share of the net assets acquired in respect of the acquisition of non-controlling interests.

# 綜合現金流量表

## CONSOLIDATED STATEMENT OF CASH FLOWS

截至2012年12月31日止年度  
Year ended 31 December 2012

			2012年 2012 人民幣千元 RMB'000	2011年 2011 人民幣千元 RMB'000
	附註 Notes			
<b>經營活動</b>	<b>OPERATING ACTIVITIES</b>			
除稅前溢利：	Profit before tax:		<b>1,482,279</b>	1,556,933
就以下各項作出調整：	Adjustments for:			
利息收益	Interest income	5	<b>(52,516)</b>	(27,219)
已撥入的政府補助	Government grants released		<b>(1,028)</b>	(1,425)
購回優先票據的利息	Gain on repurchase of the Senior Notes	5	<b>(4,259)</b>	(24,662)
出售可供出售投資 所得利益	Gain on disposal of available-for-sale investments	5	<b>(14,710)</b>	–
股息收益	Dividend income	5	<b>(432)</b>	–
融資成本	Finance costs	6	<b>146,231</b>	110,536
折舊	Depreciation	7	<b>237,634</b>	166,947
預付土地租賃款攤銷	Amortisation of prepaid land lease payments	7	<b>13,594</b>	6,184
其他無形資產攤銷	Amortisation of other intangible assets	7	<b>1,346</b>	774
出售物業、廠房及 設備項目的虧損	Loss on disposal of items of property, plant and equipment	7	<b>120</b>	642
以股權結算的購股權開支	Equity-settled share option expense	7	<b>20,252</b>	41,682
撥回存貨至可變現淨值	Write-back of inventories to net realisable value	7	<b>(488)</b>	(522)
貿易應收款項減值撥備/ (減值撥回)淨額	Impairment/(reversal of impairment) of trade receivables, net	7	<b>9,921</b>	(1,222)
分佔一間共同控制實體(溢利)/ 虧損	Share of (profit)/loss of a jointly-controlled entity	15	<b>(315)</b>	29
			<b>1,837,629</b>	1,828,677
存貨增加	Increase in inventories		<b>(463,165)</b>	(154,044)
貿易應收款項及票據增加	Increase in trade and bills receivables		<b>(271,371)</b>	(65,721)
預付款、按金及 其他應收款項增加	Increase in prepayments, deposits and other receivables		<b>(20,942)</b>	(74,149)
貿易應付款項及票據增加/(減少)	Increase/(decrease) in trade and bills payables		<b>316,284</b>	(51,446)
其他應付款項及應計費用增加	Increase in other payables and accruals		<b>137,338</b>	128,972
經營產生的現金	Cash generated from operations		<b>1,535,773</b>	1,612,289
已收銀行利息	Bank interest received		<b>34,128</b>	27,219
已付企業所得稅	Corporate income tax paid		<b>(289,457)</b>	(248,633)
經營活動所得現金流量淨額	Net cash flows from operating activities		<b>1,280,444</b>	1,390,875

綜合現金流量表(續)

CONSOLIDATED STATEMENT OF CASH FLOWS (Continued)

截至2012年12月31日止年度  
Year ended 31 December 2012

	附註 Notes	2012年 2012 人民幣千元 RMB'000	2011年 2011 人民幣千元 RMB'000
<b>投資活動</b>	<b>INVESTING ACTIVITIES</b>		
購買物業、廠房及設備項目	Purchases of items of property, plant and equipment	(1,067,866)	(990,732)
來自出售物業、廠房及設備項目的 所得款項	Proceeds from disposal of items of property, plant and equipment	10,230	2,629
預付土地租賃款增加	Additions to prepaid land lease payments	(408,733)	(226,312)
其他無形資產增加	Additions to other intangible assets	(8,318)	(1,292)
於一間共同控制實體的投資	Investment in a jointly-controlled entity	–	(5,000)
購買可供出售投資	Purchase of available-for-sale investments	–	(176,530)
出售可供出售投資扣除開支後的 所得款項	Proceeds from disposal of available-for-sale investments, net of expenses	191,240	–
購買持有至到期投資	Purchases of held-to-maturity investments	(285,250)	–
已收持有至到期投資的利息	Interest received from held-to-maturity investments	6,656	–
已收股息	Dividends received	432	–
收購附屬公司	Acquisitions of subsidiaries	(38,885)	–
受限制現金(增加)/減少	(Increase)/decrease in restricted cash	(333,453)	21,355
投資活動所用現金流量淨額	Net cash flows used in investing activities	(1,933,947)	(1,375,882)
<b>融資活動</b>	<b>FINANCING ACTIVITIES</b>		
新借銀行貸款及其他借款	New bank loans and other borrowings	662,165	2,189,763
償還銀行貸款	Repayment of bank loans	(109,390)	(995,960)
購回優先票據	Repurchase of the Senior Notes	(56,102)	(173,163)
發行股份扣除開支後的所得款項	Proceeds from issue of shares, net of expenses	40,805	5,457
非控制權益出資	Capital contribution from non-controlling interests	24,228	452
已付利息	Interest paid	(141,964)	(94,491)
已付股息	Dividends paid	(293,834)	(303,026)
融資活動所得現金流量淨額	Net cash flows from financing activities	125,908	629,032
<b>現金及現金等價物 (減少)/增加淨額</b>	<b>NET (DECREASE)/INCREASE IN CASH AND CASH EQUIVALENTS</b>	<b>(527,595)</b>	<b>644,025</b>
年初的現金及現金等價物	Cash and cash equivalents at beginning of the year	2,114,952	1,500,292
外幣匯率變動的影響淨額	Effect of foreign exchange rate changes, net	(174)	(29,365)
<b>年末的現金及現金等價物</b>	<b>CASH AND CASH EQUIVALENTS AT END OF THE YEAR</b>	<b>1,587,183</b>	<b>2,114,952</b>
<b>現金及現金等價物的結餘分析</b>	<b>ANALYSIS OF BALANCES OF CASH AND CASH EQUIVALENTS</b>		
現金及銀行結餘	Cash and bank balances	757,247	1,375,036
原定於三個月內到期的定期存款	Time deposits with original maturity of less than three months	829,936	739,916
		1,587,183	2,114,952

# 公司財務狀況表

## COMPANY STATEMENT OF FINANCIAL POSITION

於2012年12月31日  
31 December 2012

		附註 Notes	2012年 2012 人民幣千元 RMB'000	2011年 2011 人民幣千元 RMB'000
<b>非流動資產</b>	<b>NON-CURRENT ASSETS</b>			
於附屬公司的投資	Investments in subsidiaries	14	2,639,340	2,193,197
向一間附屬公司貸款	Loans to a subsidiary	14	1,365,118	1,365,073
非流動資產總額	Total non-current assets		4,004,458	3,558,270
<b>流動資產</b>	<b>CURRENT ASSETS</b>			
預付款、按金及其他應收款項	Prepayment, deposits and other receivables		3,217	350
應收一間附屬公司款項	Amounts due from a subsidiary	14	–	184,938
現金及銀行存款	Cash and bank deposits	21	57,509	16,651
流動資產總額	Total current assets		60,726	201,939
<b>流動負債</b>	<b>CURRENT LIABILITIES</b>			
其他應付款項及應計費用	Other payables and accruals		18,564	2,703
銀行貸款及其他借款	Bank loans and other borrowings	24	291,906	–
流動負債總額	Total current liabilities		310,470	2,703
流動(負債)/資產淨額	NET CURRENT (LIABILITIES)/ASSETS		(249,744)	199,236
資產總額減流動負債	TOTAL ASSETS LESS CURRENT LIABILITIES		3,754,714	3,757,506
<b>非流動負債</b>	<b>NON-CURRENT LIABILITY</b>			
銀行貸款及其他借款	Bank loans and other borrowings	24	1,585,910	1,658,304
資產淨值	Net assets		2,168,804	2,099,202
<b>權益</b>	<b>EQUITY</b>			
已發行股本	Issued capital	27	132,660	131,537
儲備	Reserves	28(B)	2,036,144	1,967,665
權益總額	Total equity		2,168,804	2,099,202

黃聯禧  
Wong Luen Hei  
董事  
Director

羅建峰  
Luo Jianfeng  
董事  
Director



## NOTES TO FINANCIAL STATEMENTS

2012年12月31日  
31 December 2012

### 1. 公司資料

中國聯塑為一間於開曼群島註冊成立的有限公司。其註冊辦事處及主要營業地點，載於本年報「公司資料」部分。

本公司為一間投資控股公司。本公司主要附屬公司及其共同控制實體的詳情分別載於財務報表附註14及15。

董事認為，本公司的最終控股公司為新福星，其為於英屬維爾京群島註冊成立的有限公司。

### 2.1 編製基準

該等財務報表已根據由香港會計師公會頒佈的香港財務報告準則（「香港財務報告準則」）（包括全部香港財務報告準則、香港會計準則（「香港會計準則」）及詮釋）、香港公認會計準則及香港公司條例的披露規定編製。該等財務報表按歷史成本法編製，惟按公平值計量的可供出售投資除外。該等財務報表乃以人民幣呈列，除另有指明外，所有價值均調整至最接近的千元數。

#### 綜合基準

綜合財務報表包括本公司及其附屬公司截至2012年12月31日止年度的財務報表。附屬公司的財務報表乃就與本公司相同的報告期間採用一致的會計政策編製。附屬公司的業績由收購日期（即本集團取得控制權當日）起合併入賬，並繼續合併入賬直至該控制權終止當日為止。所有集團內公司間結餘、交易、產生自集團內公司間交易之未實現利益及虧損以及股息已在合併賬目時悉數對銷。

即使導致非控制權益出現虧絀結餘，一間附屬公司的全面收益及虧損總額仍歸屬於非控制權益。

### 1. CORPORATE INFORMATION

China Liansu is a limited liability company incorporated in the Cayman Islands. The addresses of its registered office and principal place of business are disclosed in the section headed "Corporate Information" of this annual report.

The Company is an investment holding company. Particulars of the Company's principal subsidiaries and its jointly-controlled entity are set out in notes 14 and 15 to the financial statements, respectively.

In the opinion of the directors, the Company's ultimate holding company is New Fortune, a limited liability company incorporated in the BVI.

### 2.1 BASIS OF PREPARATION

These financial statements have been prepared in accordance with Hong Kong Financial Reporting Standards ("HKFRSs") (which include all Hong Kong Financial Reporting Standards, Hong Kong Accounting Standards ("HKASs") and Interpretations) issued by the Hong Kong Institute of Certified Public Accountants, accounting principles generally accepted in Hong Kong and the disclosure requirements of the Hong Kong Companies Ordinance. They have been prepared under the historical cost convention, except for available-for-sale investments which have been measured at fair value. These financial statements are presented in RMB and all values are rounded to the nearest thousand except when otherwise indicated.

#### BASIS OF CONSOLIDATION

The consolidated financial statements include the financial statements of the Company and its subsidiaries for the year ended 31 December 2012. The financial statements of the subsidiaries are prepared for the same reporting period as the Company, using consistent accounting policies. The results of subsidiaries are consolidated from the date of acquisition, being the date on which the Group obtains control, and continue to be consolidated until the date that such control ceases. All intra-group balances, transactions, unrealised gains and losses resulting from intra-group transactions and dividends are eliminated on consolidation in full.

Total comprehensive income and loss within a subsidiary is attributed to the non-controlling interests even if it results in a deficit balance.

NOTES TO FINANCIAL STATEMENTS (Continued)

2012年12月31日  
31 December 2012

2.2 會計政策及披露事項變動

本集團於本年度的綜合財務報表內首次應用下列經修訂香港財務報告準則：

香港財務報告準則 第1號修訂本	香港財務報告準則第1 號修訂本嚴重高通脹 及取消首次採納者的 固定日期
香港財務報告準則 第7號修訂本	香港財務報告準則第7 號修訂本披露—金融 資產轉讓
香港會計準則 第12號修訂本	香港會計準則第12號修 訂本遞延稅項：相關 資產之收回

採納該等經修訂香港財務報告準則對該等綜合財務報表並無重大財務影響。

2.2 CHANGES IN ACCOUNTING POLICIES AND DISCLOSURES

The Group has adopted the following revised HKFRSs for the first time for the current year's consolidated financial statements.

HKFRS 1 Amendments	Amendments to HKFRS 1 <i>Severe Hyperinflation and Removal of Fixed Dates for First-time Adopters</i>
HKFRS 7 Amendments	Amendments to HKFRS 7 <i>Disclosures – Transfers of Financial Assets</i>
HKAS 12 Amendments	Amendments to HKAS 12 <i>Deferred Tax: Recovery of Underlying Assets</i>

The adoption of these revised HKFRSs has had no significant financial effect on these consolidated financial statements.

2012年12月31日  
31 December 2012

### 2.3 已頒布但尚未生效的香港財務報告準則

本集團在該等財務報表中尚未提早應用下列已頒布但尚未生效的新訂和經修訂香港財務報告準則：

香港財務報告準則第1號修訂本	香港財務報告準則第1號修訂本政府貸款 <sup>2</sup>
香港財務報告準則第7號修訂本	香港財務報告準則第7號修訂本披露－抵銷金融資產及金融負債 <sup>2</sup>
香港財務報告準則第9號	金融工具 <sup>4</sup>
香港財務報告準則第10號	綜合財務報表 <sup>2</sup>
香港財務報告準則第11號	合營安排 <sup>2</sup>
香港財務報告準則第12號	披露於其他實體之權益 <sup>2</sup>
香港財務報告準則第10號、香港財務報告準則第11號及香港財務報告準則第12號修訂本	香港財務報告準則第10號、香港財務報告準則第11號及香港財務報告準則第12號修訂本－過渡指引 <sup>2</sup>
香港財務報告準則第10號、香港財務報告準則第12號及香港會計準則第27號(2011年)修訂本	香港財務報告準則第10號、香港財務報告準則第12號及香港會計準則第27號(2011年)修訂本－投資實體 <sup>3</sup>
香港財務報告準則第13號	公平值之計量 <sup>2</sup>
香港會計準則第1號修訂本	香港會計準則第1號修訂本其他全面收益項目之呈列 <sup>1</sup>
香港會計準則第19號(2011年)	僱員福利 <sup>2</sup>
香港會計準則第27號(2011年)	獨立財務報表 <sup>2</sup>
香港會計準則第28號(2011年)	於聯營公司及合營企業之投資 <sup>2</sup>
香港會計準則第32號修訂本	香港會計準則第32號修訂本呈列－抵銷金融資產及金融負債 <sup>3</sup>
香港(國際財務報告準則詮釋委員會)－詮釋第20號	露天礦場生產階段的剝採成本 <sup>2</sup>
年度改善2009-2011年週期	2012年6月頒布的香港財務報告準則的多項修訂 <sup>2</sup>

<sup>1</sup> 適用於2012年7月1日或以後開始的年度期間  
<sup>2</sup> 適用於2013年1月1日或以後開始的年度期間  
<sup>3</sup> 適用於2014年1月1日或以後開始的年度期間  
<sup>4</sup> 適用於2015年1月1日或以後開始的年度期間

### 2.3 ISSUED BUT NOT YET EFFECTIVE HKFRSs

The Group has not early applied the following new and revised HKFRSs, that have been issued but are not yet effective, in these financial statements:

HKFRS 1 Amendments	Amendments to HKFRS 1 <i>Government Loans</i> <sup>2</sup>
HKFRS 7 Amendments	Amendments to HKFRS 7 <i>Disclosures – Offsetting Financial Assets and Financial Liabilities</i> <sup>2</sup>
HKFRS 9	<i>Financial Instruments</i> <sup>4</sup>
HKFRS 10	<i>Consolidated Financial Statements</i> <sup>2</sup>
HKFRS 11	<i>Joint Arrangements</i> <sup>2</sup>
HKFRS 12	<i>Disclosure of Interests in Other Entities</i> <sup>2</sup>
HKFRS 10, HKFRS 11 and HKFRS 12 Amendments	Amendments to HKFRS 10, HKFRS 11 and HKFRS 12 – <i>Transition Guidance</i> <sup>2</sup>
HKFRS 10, HKFRS 12 and HKAS 27 (2011) Amendments	Amendments to HKFRS 10, HKFRS 12 and HKAS 27 (2011) – <i>Investment Entities</i> <sup>3</sup>
HKFRS 13	<i>Fair Value Measurement</i> <sup>2</sup>
HKAS 1 Amendments	Amendments to HKAS 1 <i>Presentation of Items of Other Comprehensive Income</i> <sup>1</sup>
HKAS 19 (2011)	<i>Employee Benefits</i> <sup>2</sup>
HKAS 27 (2011)	<i>Separate Financial Statements</i> <sup>2</sup>
HKAS 28 (2011)	<i>Investments in Associates and Joint Ventures</i> <sup>2</sup>
HKAS 32 Amendments	Amendments to HKAS 32 <i>Presentation – Offsetting Financial Assets and Financial Liabilities</i> <sup>3</sup>
HK(IFRIC)-Int 20	<i>Stripping Costs in the Production Phase of a Surface Mine</i> <sup>2</sup>
<i>Annual Improvements 2009–2011 Cycle</i>	Amendments to a number of HKFRSs issued in June 2012 <sup>2</sup>

<sup>1</sup> Effective for annual periods beginning on or after 1 July 2012  
<sup>2</sup> Effective for annual periods beginning on or after 1 January 2013  
<sup>3</sup> Effective for annual periods beginning on or after 1 January 2014  
<sup>4</sup> Effective for annual periods beginning on or after 1 January 2015

2012年12月31日  
31 December 2012

## 2.3 已頒布但尚未生效的香港財務報告準則(續)

香港財務報告準則第10號取代香港會計準則第27號綜合及獨立財務報表中有關綜合財務報表之部分，亦處理香港(國際財務報告詮釋委員會)－詮釋第12號綜合－特別目的實體提出的問題。香港財務報告準則第10號載有控制權之新定義，其中包括三項元素：(a)有權控制投資對象，(b)自參與投資對象營運所得可變回報之承擔或權利，及(c)有能力運用其對投資對象之權力影響投資者回報金額。香港財務報告準則第10號內已加入詳盡指引以處理複雜的情況，包括投資者可於持有少於過半數投票權的情況下控制投資對象的情況。總括而言，相對於香港會計準則第27號及香港(國際財務報告詮釋委員會)－詮釋第12號的規定，香港財務報告準則第10號的應用需要進行多項判斷。

香港財務報告準則第11號取代香港會計準則第31號於合營企業權益及香港(國際財務報告詮釋委員會)－詮釋第13號共同控制實體－合資者的非現金投入。香港財務報告準則第11號訂明由兩個或以上人士擁有共同控制權之合營安排應如何分類。根據香港財務報告準則第11號，合營安排分為兩類：合營企業及合營業務，並剔除合營企業按比例綜合入賬的處理方式。香港財務報告準則第11號之分類乃按照各方於相關安排下之權利及責任而釐定。相反，根據香港會計準則第31號，合營安排分為三個不同類別：共同控制實體、共同控制資產及共同控制業務。

香港財務報告準則第10號及第11號於本集團2013年1月1日開始的年度期間生效。董事預期採納香港財務報告準則第10號及香港財務報告準則第11號將不會對本集團的業績及財務狀況構成重大影響。

董事預期採納其他新訂及經修訂香港財務報告準則將不會對本集團的業績及財務狀況構成重大影響。

## 2.3 ISSUED BUT NOT YET EFFECTIVE HKFRSs (Continued)

HKFRS 10 replaces the parts of HKAS 27 *Consolidated and Separate Financial Statements* that deal with the accounting for consolidated financial statements. It also addresses the issues raised in HK(SIC) – Int 12 *Consolidation – Special Purpose Entities*. HKFRS 10 includes a new definition of control that contains three elements: (a) power over an investee, (b) exposure, or rights, to variable returns from its involvement with the investee, and (c) ability to use its power over the investee to affect the amount of the investor's returns. Extensive guidance has been added in HKFRS 10 to deal with complex scenarios including cases where an investor may control an investee with less than majority of voting rights. Overall, the application of HKFRS 10 requires extensive use of judgement, compared with the requirements in HKAS 27 and HK(SIC) – Int 12.

HKFRS 11 replaces HKAS 31 *Interest in Joint Ventures* and HK(SIC) – Int 13 *Jointly Controlled Entities – Non-Monetary Contributions by Venturers*. HKFRS 11 deals with how a joint arrangement of which two or more parties have joint control should be classified. Under HKFRS 11, there are two types of joint arrangements: joint ventures and joint operations, and removes the option to account for joint ventures using proportionate consolidation. The classification in HKFRS 11 is based on parties' rights and obligations under arrangements. In contrast, under HKAS 31, there are three different types of joint arrangements: jointly controlled entities, jointly controlled assets and jointly controlled operations.

HKFRS 10 and 11 are effective for the Group for annual period beginning on 1 January 2013. The directors anticipate that the application of HKFRS 10 and HKFRS 11 will have no material impact on the Group's results and financial position.

The directors anticipate that the application of other new and revised HKFRSs will have no material impact on the Group's results and financial position.

2012年12月31日  
31 December 2012

## 2.4 主要會計政策概要

### 附屬公司

附屬公司指本公司可直接或間接控制其財務及經營政策的實體，從而自其業務中獲取利益。

附屬公司業績按已收及應收股息計入本公司全面收益表中。本公司於附屬公司的投資按成本減任何減值虧損列賬。

### 共同控制實體

共同控制實體指受共同控制的合營企業，令參與各方不會單方面控制共同控制實體的經濟活動。

本集團於一間共同控制實體的投資乃按權益會計法核算，按本集團應佔淨資產扣除任何減值虧損於綜合財務狀況表中呈列。本集團應佔共同控制實體收購後業績和儲備份額分別計入損益及儲備內。本集團與其共同控制實體進行交易而出現的未實現利益及虧損會互相抵銷，金額以本集團於共同控制實體的投資為限，但如果未實現虧損證明所轉讓資產發生減值則除外。

### 業務合併

業務合併乃以購買法入賬。轉讓之代價乃以收購日期的公平值計算，該公平值為本集團轉讓的資產於收購日期的公平值、本集團自被收購方之前度擁有人承擔的負債，及本集團發行以換取被收購方控制權的股本權益的總和。於各業務合併中，本集團選擇是否以公平值或被收購方可識別資產淨值的應佔比例，計算於被收購方屬現時擁有權權益並賦予其持有人有權於清盤時按比例分佔實體的淨資產的非控制權益。非控制權益的一切其他成分乃按公平值計量。收購相關成本於產生時列為開支。

## 2.4 SUMMARY OF SIGNIFICANT ACCOUNTING POLICIES

### SUBSIDIARIES

A subsidiary is an entity whose financial and operating policies the Company controls, directly or indirectly, so as to obtain benefits from its activities.

The results of subsidiaries are included in the Company's statement of comprehensive income to the extent of dividends received and receivable. The Company's investments in subsidiaries are stated at cost less any impairment losses.

### JOINTLY-CONTROLLED ENTITY

A jointly-controlled entity is a joint venture that is subject to joint control, resulting in none of the participating parties having unilateral control over the economic activity of the jointly-controlled entity.

The Group's investment in a jointly-controlled entity is stated in the consolidated statement of financial position at the Group's share of net assets under the equity method of accounting, less any impairment losses. The Group's share of the post-acquisition results and reserves of the jointly-controlled entity is included in profit or loss and reserves, respectively. Unrealised gains and losses resulting from transactions between the Group and its jointly-controlled entity are eliminated to the extent of the Group's investment in the jointly-controlled entity, except where unrealised losses provide evidence of an impairment of the asset transferred.

### BUSINESS COMBINATIONS

Business combinations are accounted for using the acquisition method. The consideration transferred is measured at the acquisition-date fair value which is the sum of the acquisition-date fair values of assets transferred by the Group, liabilities assumed by the Group to the former owners of the acquiree and the equity interests issued by the Group in exchange for control of the acquiree. For each business combination, the Group elects whether to measure the non-controlling interests in the acquiree that are present ownership interests and entitle their holders to a proportionate share of net assets in the event of liquidation either at fair value or at the proportionate share of the acquiree's identifiable net assets. All other components of non-controlling interests are measured at fair value. Acquisition-related costs are expensed as incurred.



2012年12月31日  
31 December 2012

## 2.4 主要會計政策概要(續)

### 業務合併(續)

當本集團收購一項業務時，會根據合約條款、於收購日期的經濟環境及相關條件，評估將承接的金融資產及負債，以作出適當的分類及標示。

倘業務合併分階段進行，以往持有的股本權益會以收購日期的公平值重新計量，任何因此帶來的利益或虧損於損益中確認。

### 非金融資產的減值

倘資產存在減值跡象或須進行年度減值測試(存貨、遞延稅項資產及金融資產除外)，則會就該項資產的可收回金額作出估計。資產的可收回金額按資產或現金產生單位的可使用價值，以及其公平值減出售成本之較高者，並就個別資產而釐定，除非該項資產並不產生在頗大程度上獨立於其他資產或資產組別的現金流入，在此情況下，可收回金額以該項資產所屬的現金產生單位釐定。

資產的賬面值超逾其可收回金額時則確認減值虧損。於評估可使用價值時，估計未來現金流量將以除稅前貼現率折讓至現值，該貼現率反映現時市場對貨幣時間值及該項資產的特定風險的評估。減值虧損將於其產生期間於損益內與減值資產的功能一致的開支類別中扣除。

於各報告期末會評估是否有跡象顯示於過往確認的減值虧損可能不再存在或可能已減少。倘存在有關跡象，則會就有關可收回金額作出估計。僅於用以釐定資產的可收回金額的估計出現變動時，過往確認商譽以外的資產的減值虧損方可撥回，但撥回金額不得高於假設過往年度並無就該資產確認減值虧損而應有之賬面值(扣除任何折舊／攤銷)。該減值虧損的撥回於其產生期間計入損益內。

## 2.4 SUMMARY OF SIGNIFICANT ACCOUNTING POLICIES (Continued)

### BUSINESS COMBINATIONS (Continued)

When the Group acquires a business, it assesses the financial assets and liabilities assumed for appropriate classification and designation in accordance with the contractual terms, economic circumstances and pertinent conditions as at the acquisition date.

If the business combination is achieved in stages, the previously held equity interest is remeasured at its acquisition-date fair value and any resulting gain or loss is recognised in profit or loss.

### IMPAIRMENT OF NON-FINANCIAL ASSETS

Where an indication of impairment exists, or when annual impairment testing for an asset is required (other than inventories, deferred tax assets and financial assets), the asset's recoverable amount is estimated. An asset's recoverable amount is the higher of the asset's or cash-generating unit's value in use and its fair value less costs to sell, and is determined for an individual asset, unless the asset does not generate cash inflows that are largely independent of those from other assets or groups of assets, in which case the recoverable amount is determined for the cash-generating unit to which the asset belongs.

An impairment loss is recognised only if the carrying amount of an asset exceeds its recoverable amount. In assessing value in use, the estimated future cash flows are discounted to their present value using a pre-tax discount rate that reflects current market assessments of the time value of money and the risks specific to the asset. An impairment loss is charged to profit or loss in the period in which it arises in those expense categories consistent with the function of the impaired asset.

An assessment is made at the end of each reporting period as to whether there is an indication that previously recognised impairment losses may no longer exist or may have decreased. If such an indication exists, the recoverable amount is estimated. A previously recognised impairment loss of an asset other than goodwill is reversed only if there has been a change in the estimates used to determine the recoverable amount of that asset, but not to an amount higher than the carrying amount that would have been determined (net of any depreciation/amortisation) had no impairment loss been recognised for the asset in prior years. A reversal of such an impairment loss is credited to profit or loss in the period in which it arises.



2012年12月31日  
31 December 2012

## 2.4 主要會計政策概要(續)

### 關聯人士

在下列情況下，有關人士將被視為本集團的關聯人士：

(a) 有關人士為該名人士的家族成員或直系親屬，而該名人士

(i) 控制或共同控制本集團；

(ii) 對本集團具重大影響；或

(iii) 為本集團或本集團母公司的主要管理層成員；

或

(b) 有關人士為實體且符合下列任何條件：

(i) 該實體與本集團屬同一集團之成員；

(ii) 一間實體為另一實體的聯營公司或合營企業(或屬另一實體的母公司、附屬公司或同系附屬公司之旗下)；

(iii) 該實體及本集團均為同一第三方的合營企業；

(iv) 一間實體為第三方實體的合營企業，而另一實體為該第三方實體的聯營公司；

(v) 該實體為離職後福利計劃，該計劃的受益人為本集團或與本集團有關的實體的僱員；

(vi) 該實體由(a)項所述人士控制或共同控制；及

(vii) 於(a)(i)項所述人士對該實體有重大影響或屬該實體(或該實體的母公司)主要管理層成員。

## 2.4 SUMMARY OF SIGNIFICANT ACCOUNTING POLICIES (Continued)

### RELATED PARTIES

A party is considered to be related to the Group if:

(a) the party is a person or a close member of that person's family and that person

(i) has control or joint control over the Group;

(ii) has significant influence over the Group; or

(iii) is a member of the key management personnel of the Group or of a parent of the Group;

or

(b) the party is an entity where any of the following conditions applies:

(i) the entity and the Group are members of the same group;

(ii) one entity is an associate or joint venture of the other entity (or of a parent, subsidiary or fellow subsidiary of the other entity);

(iii) the entity and the Group are joint ventures of the same third party;

(iv) one entity is a joint venture of a third entity and the other entity is an associate of the third entity;

(v) the entity is a post-employment benefit plan for the benefit of employees of either the Group or an entity related to the Group;

(vi) the entity is controlled or jointly controlled by a person identified in (a); and

(vii) the person identified in (a)(i) has significant influence over the entity or is a member of the key management personnel of the entity (or of a parent of the entity).

2012年12月31日  
31 December 2012

## 2.4 主要會計政策概要(續)

### 物業、廠房及設備與折舊

除在建工程外，物業、廠房及設備按成本減累計折舊及任何減值虧損列賬。物業、廠房及設備項目的成本包括其購買價及使資產處於擬定用途的運作狀況及地點而產生的任何直接成本。物業、廠房及設備項目投入運作後產生的支出(例如維修及保養)，一般於其產生期間自損益內扣除。倘能夠符合確認標準，重大檢查的開支會於資產賬面值中資本化作為替換。倘物業、廠房及設備的主要部分須定期替換，本集團會確認該等部分為有特定使用年期的個別資產及相應計提折舊。

折舊以直線法計算，按每項物業、廠房及設備項目的估計使用年期撇銷其成本至其剩餘價值。為此目的而主要使用的每年折舊率如下：

土地及樓宇	4.5%至5%
廠房及機器	9%至19%
家具、裝置及辦公室設備	9.5%至32.3%
汽車	9.5%至32.3%
租賃物業裝修	按租期與20%兩者中的較短者

倘物業、廠房及設備项目的部分有不同的可使用年期，則該项目的成本須在各部件之間合理分配，而各部分須單獨計算折舊。剩餘價值、可使用年期和折舊方法至少於各財務年度末檢討一次，並在適當情況下作出調整。

初始確認的物業、廠房及設備項目包括任何重要部分於出售時或於預期使用或出售不會產生未來經濟利益時終止確認。於終止確認資產的期間在損益內確認的任何出售或報廢利益或虧損，為有關資產銷售所得款項淨額與其賬面值的差額。

## 2.4 SUMMARY OF SIGNIFICANT ACCOUNTING POLICIES (Continued)

### PROPERTY, PLANT AND EQUIPMENT AND DEPRECIATION

Property, plant and equipment, other than construction in progress, are stated at cost less accumulated depreciation and any impairment losses. The cost of an item of property, plant and equipment comprises its purchase price and any directly attributable costs of bringing the asset to its working condition and location for its intended use. Expenditure incurred after items of property, plant and equipment have been put into operation, such as repairs and maintenance, is normally charged to profit or loss in the period in which it is incurred. In situations where the recognition criteria are satisfied, the expenditure for a major inspection is capitalised in the carrying amount of the asset as a replacement. Where significant parts of property, plant and equipment are required to be replaced at intervals, the Group recognises such parts as individual assets with specific useful lives and depreciates them accordingly.

Depreciation is calculated on the straight-line basis to write off the cost of each item of property, plant and equipment to its residual value over its estimated useful life. The principal annual rates used for this purpose are as follows:

Land and buildings	4.5% to 5%
Plant and machinery	9% to 19%
Furniture, fixtures and office equipment	9.5% to 32.3%
Motor vehicles	9.5% to 32.3%
Leasehold improvements	Over the shorter of the lease terms and 20%

Where parts of an item of property, plant and equipment have different useful lives, the cost of that item is allocated on a reasonable basis among the parts and each part is depreciated separately. Residual values, useful lives and the depreciation method are reviewed, and adjusted if appropriate, at least at each financial year end.

An item of property, plant and equipment including any significant part initially recognised is derecognised upon disposal or when no future economic benefits are expected from its use or disposal. Any gain or loss on disposal or retirement recognised in profit or loss in the period the asset is derecognised is the difference between the net sales proceeds and the carrying amount of the relevant asset.

2012年12月31日  
31 December 2012

## 2.4 主要會計政策概要(續)

### 物業、廠房及設備與折舊(續)

在建工程指建築工程尚在進行中的樓宇及其他資產，並按成本減去任何減值虧損入賬，但不會折舊。成本指建築期間產生的直接建築成本。在建工程於工程完成後並備用時，將重新歸入物業、廠房及設備的適當類別。

### 無形資產

個別收購的無形資產於初始確認時按成本計量。於業務合併中收購無形資產的成本乃為收購當日的公平值。無形資產的可使用年期評估為有限或無限。年期有限的無形資產隨後於可使用經濟壽命內攤銷，並於有跡象顯示無形資產可能出現減值時作減值評估。可使用年期有限的無形資產的攤銷年期及攤銷方法至少於各財務年度末檢討一次。

### 電腦軟件

電腦軟件以成本減任何減值虧損列賬，並以直線法按其估計可使用年期5年攤銷。

### 研究及開發成本

全部研究成本於產生時於損益內扣除。

開發新產品項目所產生的開支僅於本集團能夠證明形成無形資產以致其將可供使用或出售的技術可行性、其形成資產的意欲及使用或出售資產的能力、該資產將如何產生未來經濟效益、完成項目的資源可得性，以及可靠計量於開發期間的開支的能力時方會被資本化及遞延。不符合該等標準的產品開發開支於產生時列賬為支出。

## 2.4 SUMMARY OF SIGNIFICANT ACCOUNTING POLICIES (Continued)

### PROPERTY, PLANT AND EQUIPMENT AND DEPRECIATION (Continued)

Construction in progress represents buildings and other assets under construction, which is stated at cost less any impairment losses, and is not depreciated. Cost represents the direct costs of construction during the period of construction. Construction in progress is reclassified to the appropriate category of property, plant and equipment when completed and ready for use.

### INTANGIBLE ASSETS

Intangible assets acquired separately are measured on initial recognition at cost. The cost of intangible assets acquired in a business combination is the fair value as at the date of acquisition. The useful lives of intangible assets are assessed to be either finite or indefinite. Intangible assets with finite lives are subsequently amortised over the useful economic life and assessed for impairment whenever there is an indication that the intangible asset may be impaired. The amortisation period and the amortisation method for an intangible asset with a finite useful life are reviewed at least at each financial year end.

### Computer software

Computer software is stated at cost less any impairment losses and is amortised on the straight-line basis over its estimated useful life of five years.

### Research and development costs

All research costs are charged to profit or loss as incurred.

Expenditure incurred on projects to develop new products is capitalised and deferred only when the Group can demonstrate the technical feasibility of completing the intangible asset so that it will be available for use or sale, its intention to complete and its ability to use or sell the asset, how the asset will generate future economic benefits, the availability of resources to complete the project and the ability to measure reliably the expenditure during the development. Product development expenditure which does not meet these criteria is expensed when incurred.

2012年12月31日  
31 December 2012

## 2.4 主要會計政策概要(續)

### 經營租賃

資產擁有權的絕大部分回報與風險仍歸於出租人的租賃列作經營租賃。倘本集團為出租人，則本集團根據經營租賃所出租的資產計入非流動資產，而經營租賃的應收租金則按照租期以直線法計入損益內。倘本集團為承租人，則經營租賃的應付租金按照租期以直線法在損益內扣除。

經營租賃下的預付土地租賃款初始按成本入賬，而隨後於租期內按直線法確認。

### 金融資產

#### 初始確認及計量

香港會計準則第39號所界定的金融資產分類為貸款及應收款項、持有至到期投資以及可供出售金融投資。本集團於初始確認時釐定其金融資產的分類。金融資產於初始確認時以公平值加交易成本計量。

所有以日常買賣的金融資產概於交易日(即本集團承諾購買或出售該資產的日期)確認。日常買賣乃指須根據市場規定或慣例所訂的期間內交付資產的金融資產買賣。

#### 其後計量

##### 貸款及應收款項

貸款及應收款項為有固定或可確定付款額，但在活躍市場中並無報價的非衍生金融資產。於初始計量後，該類資產其後以實際利率法按攤銷成本減任何減值撥備計量。計算攤銷成本時會計及收購所產生的任何折讓或溢價，以及作為實際利率一部分的費用及成本。實際利率攤銷會計入損益內。

## 2.4 SUMMARY OF SIGNIFICANT ACCOUNTING POLICIES (Continued)

### OPERATING LEASES

Leases where substantially all the rewards and risks of ownership of assets remain with the lessor are accounted for as operating leases. Where the Group is the lessor, assets leased by the Group under operating leases are included in non-current assets, and rentals receivable under the operating leases are credited to profit or loss on the straight-line basis over the lease terms. Where the Group is the lessee, rentals payable under the operating leases are charged to profit or loss on the straight-line basis over the lease terms.

Prepaid land lease payments under operating leases are initially stated at cost and subsequently recognised on the straight-line basis over the lease terms.

### FINANCIAL ASSETS

#### Initial recognition and measurement

Financial assets within the scope of HKAS 39 are classified as loans and receivables, held-to-maturity investments and available-for-sale financial investments. The Group determines the classification of its financial assets at initial recognition. When financial assets are recognised initially, they are measured at fair value plus transaction costs.

All regular way purchases and sales of financial assets are recognised on the trade date, that is, the date that the Group commits to purchase or sell the asset. Regular way purchases or sales are purchases or sales of financial assets that require delivery of assets within the period generally established by regulation or convention in the marketplace.

#### Subsequent measurement

##### Loans and receivables

Loans and receivables are non-derivative financial assets with fixed or determinable payments that are not quoted in an active market. After initial measurement, such assets are subsequently measured at amortised cost using the effective interest method less any allowance for impairment. Amortised cost is calculated by taking into account any discount or premium on acquisition and fees or costs that are an integral part of the effective interest rate. The effective interest rate amortisation is included in profit or loss.

2012年12月31日  
31 December 2012

## 2.4 主要會計政策概要(續)

### 金融資產(續)

#### 其後計量(續)

##### 持有至到期投資

當本集團有意並有能力將具有固定或可確定付款額及固定到期日的非衍生金融資產持有至到期時，該等非衍生金融資產將歸類為持有至到期。持有至到期投資其後以實際利率法按攤銷成本減任何減值撥備計量。計算攤銷成本時會計及收購所產生的任何折讓或溢價，以及作為實際利率一部分的費用或成本。實際利率攤銷會計入損益內。

##### 可供出售金融投資

可供出售金融投資乃指上市股權投資中的非衍生金融資產，有關投資未被分類為持作買賣或指定按公平值計入損益。

經初始確認後，可供出售金融投資其後按公平值計量，其未變現利益或虧損將作為其他全面收益，在可供出售投資重估儲備中確認，直至該投資終止確認(屆時累計利益或虧損確認在損益內)。通過持有可供出售金融投資所賺取的股息將作為股息收益列報，按照下文「收入確認」所載的政策，確認為損益內的其他收益。

本集團評估於短期內出售其可供出售金融資產的能力及意圖是否仍然適當。於少數情況下，當本集團因市場缺乏交投而未能買賣該等金融資產及管理層如此行事的意向於可見未來大幅改變時，本集團可能選擇將該等金融資產重新分類。

## 2.4 SUMMARY OF SIGNIFICANT ACCOUNTING POLICIES (Continued)

### FINANCIAL ASSETS (Continued)

#### Subsequent measurement (Continued)

##### Held-to-maturity investments

Non-derivative financial assets with fixed or determinable payments and fixed maturity are classified as held to maturity when the Group has the positive intention and ability to hold them to maturity. Held-to-maturity investments are subsequently measured at amortised cost using the effective interest method less any allowance for impairment. Amortised cost is calculated by taking into account any discount or premium on acquisition and fees or costs that are an integral part of the effective interest rate. The effective interest rate amortisation is included in profit or loss.

##### Available-for-sale financial investments

Available-for-sale financial investments are non-derivative financial assets in listed equity investments which are neither classified as held for trading nor designated at fair value through profit or loss.

After initial recognition, available-for-sale financial investments are subsequently measured at fair value, with unrealised gains or losses recognised as other comprehensive income in the available-for-sale investment revaluation reserve until the investment is derecognised, at which time the cumulative gain or loss is recognised in profit or loss. Dividends earned whilst holding the available-for-sale financial investments are reported as dividend income and are recognised in profit or loss as other income in accordance with the policies set out for "Revenue recognition" below.

The Group evaluates whether the ability and intention to sell its available-for-sale financial assets in the near term are still appropriate. When, in rare circumstances, the Group is unable to trade these financial assets due to inactive markets and management's intent to do so significantly changes in the foreseeable future, the Group may elect to reclassify these financial assets.

2012年12月31日  
31 December 2012

## 2.4 主要會計政策概要(續)

### 金融資產(續)

#### 終止確認金融資產

金融資產(或倘適用,一項金融資產的一部分或一組相若金融資產的一部分)在下列情況下將予終止確認:

- 自該項資產收取現金流量的權利已屆滿;或
- 本集團已轉讓自該項資產收取現金流量的權利,或已根據一項「轉付」安排,承擔將所得現金流量全數付予第三方的責任,且不會嚴重延緩;且(a)本集團已轉讓該項資產的絕大部分風險及回報,或(b)本集團並無轉讓或保留該項資產的絕大部分風險及回報,但已轉讓對該項資產的控制權。

倘本集團已轉讓其收取該項資產所產生現金流量的權利或已訂立轉付安排,會評估其有否保留該項資產擁有權的風險及回報,以及其程度。倘本集團並無轉讓或保留該項資產的絕大部分風險及回報,亦無轉讓對該項資產的控制權,則該資產會以本集團繼續參與該資產的程度而確認入賬。在此情況下,本集團亦確認聯屬責任。已轉讓資產及聯屬責任以反映本集團所保留的權利及責任為基準計量。

如繼續參與的方式是就已轉讓資產作出擔保,則按該資產的原賬面值及本集團可能被要求償還的代價最高金額兩者中的較低者計量。

## 2.4 SUMMARY OF SIGNIFICANT ACCOUNTING POLICIES (Continued)

### FINANCIAL ASSETS (Continued)

#### Derecognition of financial assets

A financial asset (or, where applicable, a part of a financial asset or part of a group of similar financial assets) is derecognised when:

- the rights to receive cash flows from the asset have expired; or
- the Group has transferred its rights to receive cash flows from the asset or has assumed an obligation to pay the received cash flows in full without material delay to a third party under a “pass-through” arrangement; and either (a) the Group has transferred substantially all the risks and rewards of the asset, or (b) the Group has neither transferred nor retained substantially all the risks and rewards of the asset, but has transferred control of the asset.

When the Group has transferred its rights to receive cash flows from an asset or has entered into a pass-through arrangement, it evaluates if and to what extent it has retained the risk and rewards of ownership of the asset. When it has neither transferred nor retained substantially all the risks and rewards of the asset nor transferred control of the asset, the asset is recognised to the extent of the Group’s continuing involvement in the asset. In that case, the Group also recognises an associated liability. The transferred asset and the associated liability are measured on a basis that reflects the rights and obligations that the Group has retained.

Continuing involvement that takes the form of a guarantee over the transferred asset is measured at the lower of the original carrying amount of the asset and the maximum amount of consideration that the Group could be required to repay.



## 2.4 主要會計政策概要(續)

### 金融資產(續)

#### 金融資產減值

本集團於各報告期末評估有否客觀跡象顯示一項或一組金融資產出現減值。僅在出現客觀減值跡象時，金融資產或一組金融資產會被視為減值，即資產於初始確認後出現一項或多項事件(產生「虧損事件」)，而該虧損事件對該項金融資產或該組金融資產的估計未來現金流量造成影響能夠可靠地估計。減值跡象可能包括一名債務人或一組債務人正在經歷重大財務困難、拖欠利息或本金、可能破產或進行其他財務重組，以及有明顯數據顯示估計未來現金流量出現可計量的減少，例如欠款數目變動或與違約相關的經濟狀況。

#### 按攤銷成本列賬的金融資產

有關按攤銷成本列賬的金融資產，本集團首先獨立評估單項重大的金融資產有否客觀減值跡象，或共同評估非單項重大的金融資產有否客觀減值跡象。倘本集團釐定個別已評估金融資產為並無客觀減值跡象，則有關資產不論是否重大，會計入一組有相似信貸風險特徵的金融資產，共同作減值評估。對於個別作減值評估的資產，倘其減值虧損被或持續被確認，則不會計入共同減值評估。

倘有客觀跡象顯示出現減值虧損，有關虧損按資產賬面值與估計未來現金流量(不包括尚未產生的未來信貸虧損)的現值之差額計量。估計未來現金流量的現值會按金融資產的原實際利率(即按初始確認計算的實際利率)折讓。倘貸款有浮動利率，計量任何減值虧損的折讓率為當時的實際利率。

## 2.4 SUMMARY OF SIGNIFICANT ACCOUNTING POLICIES (Continued)

### FINANCIAL ASSETS (Continued)

#### Impairment of financial assets

The Group assesses at the end of each reporting period whether there is any objective evidence that a financial asset or a group of financial assets is impaired. A financial asset or a group of financial assets is deemed to be impaired if, and only if, there is objective evidence of impairment as a result of one or more events that has occurred after the initial recognition of the asset (an incurred "loss event") and that loss event has an impact on the estimated future cash flows of the financial asset or the group of financial assets that can be reliably estimated. Evidence of impairment may include indications that a debtor or a group of debtors is experiencing significant financial difficulty, default or delinquency in interest or principal payments, the probability that they will enter bankruptcy or other financial reorganisation and observable data indicating that there is a measurable decrease in the estimated future cash flows, such as changes in arrears or economic conditions that correlate with defaults.

#### Financial assets carried at amortised cost

For financial assets carried at amortised cost, the Group first assesses individually whether objective evidence of impairment exists for financial assets that are individually significant, or collectively for financial assets that are not individually significant. If the Group determines that no objective evidence of impairment exists for an individually assessed financial asset, whether significant or not, it includes the asset in a group of financial assets with similar credit risk characteristics and collectively assesses them for impairment. Assets that are individually assessed for impairment and for which an impairment loss is, or continues to be, recognised are not included in a collective assessment of impairment.

If there is objective evidence that an impairment loss has been incurred, the amount of the loss is measured as the difference between the asset's carrying amount and the present value of estimated future cash flows (excluding future credit losses that have not yet been incurred). The present value of the estimated future cash flows is discounted at the financial asset's original effective interest rate (i.e., the effective interest rate computed at initial recognition). If a loan has a variable interest rate, the discount rate for measuring any impairment loss is the current effective interest rate.

2012年12月31日  
31 December 2012

## 2.4 主要會計政策概要(續)

### 金融資產(續)

#### 金融資產減值(續)

按攤銷成本列賬的金融資產(續)

資產賬面值會透過撥備賬扣減，虧損金額於損益內確認。為計算減值虧損，利息收益會繼續以減少的賬面值及用以折讓未來現金流量的利率累計。如貸款及應收款項預期不大可能收回，而所有抵押品已變現或已轉讓予本集團，則會撤銷該貸款及應收款項連同相關撥備。

倘在其後期間，估計減值虧損因減值確認後發生的事件而增加或減少，過往確認的減值虧損會因調整撥備賬而增減。倘未來撤銷的款項可收回，則收回的款項會計入損益內。

#### 可供出售金融投資

對於可供出售金融投資而言，本集團於各報告期末評估是否有客觀跡象顯示一項投資或一組投資出現減值。

倘一項可供出售資產出現減值，則包括其成本與其當前公平值的差額減以往在其他全面收益內確認的任何減值虧損金額，會自其他全面收益內剔除，並於損益內確認。

## 2.4 SUMMARY OF SIGNIFICANT ACCOUNTING POLICIES (Continued)

### FINANCIAL ASSETS (Continued)

#### Impairment of financial assets (Continued)

*Financial assets carried at amortised cost (Continued)*

The carrying amount of the asset is reduced through the use of an allowance account and the amount of the loss is recognised in profit or loss. Interest income continues to be accrued on the reduced carrying amount and is accrued using the rate of interest used to discount the future cash flows for the purpose of measuring the impairment loss. Loans and receivables together with any associated allowance are written off when there is no realistic prospect of future recovery and all collateral has been realised or has been transferred to the Group.

If, in a subsequent period, the amount of the estimated impairment loss increases or decreases because of an event occurring after the impairment was recognised, the previously recognised impairment loss is increased or reduced by adjusting the allowance account. If a future write-off is later recovered, the recovery is credited to profit or loss.

#### *Available-for-sale financial investments*

For available-for-sale financial investments, the Group assesses at the end of each reporting period whether there is objective evidence that an investment or a group of investments is impaired.

If an available-for-sale asset is impaired, an amount comprising the difference between its cost and its current fair value, less any impairment loss previously recognised in the other comprehensive income, is removed from other comprehensive income and recognised in profit or loss.

2012年12月31日  
31 December 2012

## 2.4 主要會計政策概要(續)

### 金融資產(續)

#### 金融資產減值(續)

##### 可供出售金融投資(續)

倘屬分類為可供出售股權投資，則客觀證據包括一項投資的公平值大幅或長期降低低於其成本值。於釐定是否「大幅」或「長期」時需作出判斷。「大幅」是相對初始投資成本作出評估，「長期」是評估公平值低於其初始成本的期間。倘存在減值證據，累計虧損(按收購成本與當前公平值的差額，減以往於其他全面收益內就該投資確認的任何減值虧損計量)會由其他全面收益內剔除，並於損益內確認。分類作可供出售的股權工具的減值虧損不會透過損益內撥回。減值後增加的公平值直接於其他全面收益內確認。

### 金融負債

#### 初始確認及計量

符合香港會計準則第39號範圍的金融負債分類為貸款及借款。本集團於初始確認時釐定金融負債的分類。

所有金融負債初始按公平值確認，倘為貸款及借款，則減去直接歸屬於該交易的成本。

本集團的金融負債包括貿易應付款項及票據、納入其他應付款項及應計費用的其他金融負債和銀行貸款及其他借款。

#### 其後計量

初始確認後，銀行貸款及其他借款其後會以實際利率法按攤銷成本計量，惟倘折讓影響並不重大，則會按成本列賬。當負債終止確認及已透過實際利率攤銷時，利益及虧損會於損益內確認。

## 2.4 SUMMARY OF SIGNIFICANT ACCOUNTING POLICIES (Continued)

### FINANCIAL ASSETS (Continued)

#### Impairment of financial assets (Continued)

##### Available-for-sale financial investments (Continued)

In the case of equity investments classified as available-for-sale, objective evidence would include a significant or prolonged decline in the fair value of an investment below its cost. The determination of what is "significant" or "prolonged" requires judgement. "Significant" is evaluated against the original cost of the investment and "prolonged" against the period in which the fair value has been below its original cost. Where there is evidence of impairment, the cumulative loss – measured as the difference between the acquisition cost and the current fair value, less any impairment loss on that investment previously recognised in other comprehensive income – is removed from other comprehensive income and recognised in profit or loss. Impairment losses on equity instruments classified as available for sale are not reversed through profit or loss. Increases in their fair value after impairment are recognised directly in other comprehensive income.

### FINANCIAL LIABILITIES

#### Initial recognition and measurement

Financial liabilities within the scope of HKAS 39 are classified as loans and borrowings. The Group determines the classification of its financial liabilities at initial recognition.

All financial liabilities are recognised initially at fair value and, in the case of loans and borrowings, net of directly attributable transaction costs.

The Group's financial liabilities include trade and bills payables, other financial liabilities included in other payables and accruals and bank loans and other borrowings.

#### Subsequent measurement

After initial recognition, bank loans and other borrowings are subsequently measured at amortised cost, using the effective interest method unless the effect of discounting would be immaterial, in which case they are stated at cost. Gains and losses are recognised in profit or loss when the liabilities are derecognised as well as through the effective interest rate amortisation process.

2012年12月31日  
31 December 2012

## 2.4 主要會計政策概要(續)

### 金融負債(續)

#### 其後計量(續)

計算攤銷成本時會計及收購所產生的任何折讓或溢價，以及作為實際利率一部分的費用或成本。實際利率攤銷會計入損益內的融資成本。

#### 終止確認金融負債

當負債項下責任已解除、取消，或是期滿時，即會終止確認金融負債。

倘一項現有金融負債被來自同一貸款人且大部分條款都不同的另一項金融負債所取代，或現有負債的條款被大幅修改，則該項取替或修改視作終止確認原有負債並確認新增負債處理，而兩者的賬面值差額於損益內確認。

### 抵銷金融工具

惟倘若現時存在法律上可強制執行的權利，可抵銷已確認金額，且亦有意以淨額結算或同時變現資產及償還負債，則金融資產及金融負債可互相抵銷，並將淨額於綜合財務狀況表內呈報。

### 金融工具的公平值

在活躍市場交易的金融工具的公平值乃參照市場報價或交易商報價(好倉買入價及淡倉賣出價)釐定，毋須扣除任何交易成本。就不存在活躍市場的金融工具而言，公平值乃運用適當估值方法釐定。該等方法可能包括利用近期公平市場交易、參照其他大致類似工具的當前市價、現金流量折現分析或其他估值模型。

## 2.4 SUMMARY OF SIGNIFICANT ACCOUNTING POLICIES (Continued)

### FINANCIAL LIABILITIES (Continued)

#### Subsequent measurement (Continued)

Amortised cost is calculated by taking into account any discount or premium on acquisition and fees or costs that are an integral part of the effective interest rate. The effective interest rate amortisation is included in finance costs in profit or loss.

#### Derecognition of financial liabilities

A financial liability is derecognised when the obligation under the liability is discharged or cancelled, or expires.

When an existing financial liability is replaced by another from the same lender on substantially different terms, or the terms of an existing liability are substantially modified, such an exchange or modification is treated as a derecognition of the original liability and a recognition of a new liability, and the difference between the respective carrying amounts is recognised in profit or loss.

### OFFSETTING OF FINANCIAL INSTRUMENTS

Financial assets and financial liabilities are offset and the net amount reported in the consolidated statement of financial position if, and only if, there is a currently enforceable legal right to offset the recognised amounts and there is an intention to settle on a net basis, or to realise the assets and settle the liabilities simultaneously.

### FAIR VALUE OF FINANCIAL INSTRUMENTS

The fair value of financial instruments that are traded in active markets is determined by reference to quoted market prices or dealer price quotations (bid price for long positions and ask price for short positions), without any deduction for transaction costs. For financial instruments where there is no active market, the fair value is determined using appropriate valuation techniques. Such techniques may include using recent arm's length market transactions; reference to the current market value of another instrument that is substantially the same; a discounted cash flow analysis or other valuation models.

2012年12月31日  
31 December 2012

## 2.4 主要會計政策概要(續)

### 存貨

存貨按成本及可變現淨值兩者中的較低者入賬。成本乃以加權平均法釐定，而就在產品及產成品而言，成本包括直接原料、直接工資及適當比例的固定開支。可變現淨值則按預計售價減完成及出售時所產生的任何估計成本釐定。

### 現金及現金等價物

就綜合現金流量表而言，現金及現金等價物包括現金、活期存款及可隨時轉換為已知數額現金、價值變動風險極低及一般自購入後三個月內到期的短期高流動性投資，但須扣減應要求即時償還及構成本集團現金管理不可分割部分的銀行透支。

就財務狀況表而言，現金及現金等價物包括用途不受限制的現金及銀行現金(包括定期存款及性質上類似現金的資產)。

### 撥備

倘因過往事件導致現有債務(法定或推定)及日後可能需要有資源流出以償還債務，則確認撥備，但必須能可靠估計有關債務金額。

倘折現的影響重大，則就撥備確認的金額為預期需用作償還債務的未來支出於報告期末的現值。因時間流逝而產生的折現現值增額會計入損益內的融資成本。

## 2.4 SUMMARY OF SIGNIFICANT ACCOUNTING POLICIES (Continued)

### INVENTORIES

Inventories are stated at the lower of cost and net realisable value. Cost is determined on the weighted average basis and, in the case of work in progress and finished goods, comprises direct materials, direct labour and an appropriate proportion of overheads. Net realisable value is based on estimated selling prices less any estimated costs to be incurred to completion and disposal.

### CASH AND CASH EQUIVALENTS

For the purpose of the consolidated statement of cash flows, cash and cash equivalents comprise cash on hand and demand deposits, and short-term highly liquid investments that are readily convertible into known amounts of cash, are subject to an insignificant risk of changes in value, and have a short maturity of generally within three months when acquired, less bank overdrafts which are repayable on demand and form an integral part of the Group's cash management.

For the purpose of the statement of financial position, cash and cash equivalents comprise cash on hand and at banks, including term deposits, and assets similar in nature to cash, which are not restricted as to use.

### PROVISIONS

A provision is recognised when a present obligation (legal or constructive) has arisen as a result of a past event and it is probable that a future outflow of resources will be required to settle the obligation, provided that a reliable estimate can be made of the amount of the obligation.

When the effect of discounting is material, the amount recognised for a provision is the present value at the end of the reporting period of the future expenditures expected to be required to settle the obligation. The increase in the discounted present value amount arising from the passage of time is included in finance costs in profit or loss.

2012年12月31日  
31 December 2012

## 2.4 主要會計政策概要(續)

### 所得稅

所得稅包括即期及遞延稅項。與並非於損益賬確認的項目有關的所得稅會在並非損益賬的其他全面收益內或直接在權益內確認。

即期及過往期間的即期稅項資產及負債按預期獲稅務機構退回或向稅務機構支付的款項計量。計量的基準為報告期末已實行或已實際執行的稅率(及稅法)，亦考慮本集團經營所在國家現行的詮釋及慣例。

遞延稅項乃採用負債法就報告期末資產及負債的稅基與其用作財務呈報的賬面值之間的所有暫時差額作出撥備。

遞延稅項負債乃就所有應課稅暫時差額而確認，惟下列情況除外：

- 在交易時不影響會計溢利或應課稅溢利或虧損的非業務合併交易中，初始確認資產或負債時產生的遞延稅項負債；及
- 就與於附屬公司及一間合營企業的投資有關的應課稅暫時差額而言，暫時差額的撥回時間可以控制，且該等暫時差額於可見將來可能不會被撥回。

## 2.4 SUMMARY OF SIGNIFICANT ACCOUNTING POLICIES (Continued)

### INCOME TAX

Income tax comprises current and deferred tax. Income tax relating to items recognised outside profit or loss is recognised outside profit or loss, either in other comprehensive income or directly in equity.

Current tax assets and liabilities for the current and prior periods are measured at the amount expected to be recovered from or paid to the taxation authorities, based on tax rates (and tax laws) that have been enacted or substantively enacted by the end of the reporting period, taking into consideration interpretations and practices prevailing in the countries in which the Group operates.

Deferred tax is provided, using the liability method, on all temporary differences at the end of the reporting period between the tax bases of assets and liabilities and their carrying amounts for financial reporting purposes.

Deferred tax liabilities are recognised for all taxable temporary differences, except:

- when the deferred tax liability arises from the initial recognition of an asset or liability in a transaction that is not a business combination and, at the time of the transaction, affects neither the accounting profit nor taxable profit or loss; and
- in respect of taxable temporary differences associated with investments in subsidiaries and a joint venture, when the timing of the reversal of the temporary differences can be controlled and it is probable that the temporary differences will not reverse in the foreseeable future.



## 2.4 主要會計政策概要(續)

### 所得稅(續)

遞延稅項資產乃就所有可扣稅暫時差額、未動用稅項抵免和任何未動用稅項虧損的結轉而確認。遞延稅務資產就應課稅溢利有可能被可扣稅暫時差額、未動用稅項抵免和未動用稅項虧損的結轉用作對銷予以確認，惟下列情況除外：

- 在交易時不影響會計溢利或應課稅溢利或虧損的非業務合併交易中，初始確認資產或負債時產生與可扣除暫時差額有關的遞延稅項資產；及
- 就與於附屬公司及一間合營企業的投資有關的可扣稅暫時差額而言，遞延稅項資產僅於暫時差額於可見將來有可能撥回且應課稅溢利將可用以抵銷暫時差額的情況下，方予確認。

遞延稅項資產的賬面值於各報告期末作出檢討，並按足夠應課稅溢利以利用全部或部分遞延稅項資產價值而予以相應扣減。未被確認的遞延稅項資產會於各報告期末重新評估，並在可能有足夠應課稅溢利以收回全部或部分遞延稅項資產時予以確認。

遞延稅項資產及負債乃按預期適用於變現資產或清還負債期間的稅率計量，並以根據報告期末已實行或已實際執行的稅率(及稅法)為基準。

遞延稅項資產可與遞延稅項負債抵銷，但必須存在容許以即期稅項資產抵銷即期稅項負債的可執行合法權利，且遞延稅項須涉及同一課稅實體及同一稅務機構。

## 2.4 SUMMARY OF SIGNIFICANT ACCOUNTING POLICIES (Continued)

### INCOME TAX (Continued)

Deferred tax assets are recognised for all deductible temporary differences, the carryforward of unused tax credits and any unused tax losses. Deferred tax assets are recognised to the extent that it is probable that taxable profit will be available against which the deductible temporary differences, the carryforward of unused tax credits and unused tax losses can be utilised, except:

- when the deferred tax asset relating to the deductible temporary differences arises from the initial recognition of an asset or liability in a transaction that is not a business combination and, at the time of the transaction, affects neither the accounting profit nor taxable profit or loss; and
- in respect of deductible temporary differences associated with investments in subsidiaries and a joint venture, deferred tax assets are only recognised to the extent that it is probable that the temporary differences will reverse in the foreseeable future and taxable profit will be available against which the temporary differences can be utilised.

The carrying amount of deferred tax assets is reviewed at the end of each reporting period and reduced to the extent that it is no longer probable that sufficient taxable profit will be available to allow all or part of the deferred tax asset to be utilised. Unrecognised deferred tax assets are reassessed at the end of each reporting period and are recognised to the extent that it has become probable that sufficient taxable profit will be available to allow all or part of the deferred tax asset to be recovered.

Deferred tax assets and liabilities are measured at the tax rates that are expected to apply to the period when the asset is realised or the liability is settled, based on tax rates (and tax laws) that have been enacted or substantively enacted by the end of the reporting period.

Deferred tax assets and deferred tax liabilities are offset if a legally enforceable right exists to set off current tax assets against current tax liabilities and the deferred taxes relate to the same taxable entity and the same taxation authority.

2012年12月31日  
31 December 2012

## 2.4 主要會計政策概要(續)

### 政府補助

政府補助於可合理確定將可收取補助並且符合所有附帶條件時，按公平值確認入賬。該項補助如與開支項目有關，則於該項補助擬補貼的成本開銷期間有系統地確認為收益。該項補助如與資產有關，則按公平值計入遞延收益賬項，再於有關資產的預計可使用年內按等額每年分期計入損益內。

### 收入確認

收入會於本集團可能獲得有關經濟利益且收入能可靠地計量時，按以下基準確認：

- (a) 銷售貨品的收入於擁有權的絕大部分風險及回報轉移至買方時，而本集團不再保留與所售貨品擁有權相關的管理權及實際控制權時確認；
- (b) 租金收益按租期的時間比例入賬；
- (c) 利息收益以應計基準用實際利率法入賬，所採用利率於金融工具的估計可用年期(或較短期間(如適用))將估計未來現金收入準確折現至金融資產的賬面淨值；及
- (d) 股息收益於股東有權收取款項時入賬。

### 僱員福利

#### 退休金計劃

本集團根據相關法律及法規為其於亞洲及北美洲的僱員參加各種界定供款計劃及國家管理退休福利計劃。本集團於該等計劃下所承擔之責任與界定供款計劃相等，且給予該等計劃的供款於僱員提供有權獲得供款的服務時確認為開支。

## 2.4 SUMMARY OF SIGNIFICANT ACCOUNTING POLICIES (Continued)

### GOVERNMENT GRANTS

Government grants are recognised at their fair value where there is reasonable assurance that the grant will be received and all attaching conditions will be complied with. When the grant relates to an expense item, it is recognised as income on a systematic basis over the period that the costs, which it is intended to compensate, are expensed. Where the grant relates to an asset, the fair value is credited to a deferred income account and is released to profit or loss over the expected useful life of the relevant asset by equal annual installments.

### REVENUE RECOGNITION

Revenue is recognised when it is probable that the economic benefits will flow to the Group and when the revenue can be measured reliably, on the following bases:

- (a) income from the sale of goods, when the significant risks and rewards of ownership have been transferred to the buyer, provided that the Group maintains neither managerial involvement to the degree usually associated with ownership, nor effective control over the goods sold;
- (b) rental income, on a time proportion basis over the lease terms;
- (c) interest income, on an accrual basis using the effective interest method by applying the rate that exactly discounts the estimated future cash receipts over the expected life of the financial instrument or a shorter period, when appropriate, to the net carrying amount of the financial asset; and
- (d) dividend income, when the shareholders' right to receive payment has been established.

### EMPLOYEE BENEFITS

#### Pension schemes

In accordance with the relevant laws and regulations, the Group's employees participate in various defined contribution plans and state-management retirement benefit plans in Asia and North America. Payments to these plans, where the Group's obligations under them are equivalent to a defined contribution plan, are recognised as an expense when employees have rendered service entitling them to the contributions.

## 2.4 主要會計政策概要(續)

### 僱員福利(續)

#### 購股權計劃

本公司已採納兩項購股權計劃。授出購股權以換取的僱員服務的公平值確認為開支及貸入權益項下一項購股權儲備中。就授出購股權而言，於歸屬期將予列支的總額是經參考購股權於其授出當日的公平值採用二項模式釐定，但並無考慮任何服務條件及非市場歸屬情況的影響。非市場歸屬情況包括在有關預期將予歸屬的購股權數目的假設內。從本公司的角度來說，為換取附屬公司的僱員為附屬公司服務，本公司會向附屬公司的僱員授出購股權。因此，於本公司的財務狀況表內，以股權結算的購股權開支乃於綜合財務報表內確認，被視為「於附屬公司的投資」一部分。

於報告期末時，本公司修訂其對預期最終歸屬的購股權數目的估計。原有估計作出修訂(如有)的影響於本集團全面收益表及本公司「於附屬公司的投資」內確認對，並於餘下歸屬期內對權益作出相應調整。所得款項(已扣除任何直接歸屬交易成本)於購股權獲行使時貸入股本(按面值)及股份溢價。

#### 借貸成本

因收購、建築或生產合資格資產(即需要長時間準備作擬定用途或銷售的資產)而直接產生之借貸成本資本化作該等資產成本的一部分。當該等資產大致上可作擬定用途或銷售時，則停止將借貸成本資本化。所有其他借貸成本於其產生期間內列作開支。借貸成本包括一間實體在借入資金時所產生的利息及其他成本。

## 2.4 SUMMARY OF SIGNIFICANT ACCOUNTING POLICIES (Continued)

### EMPLOYEE BENEFITS (Continued)

#### Share option schemes

The Company adopted two share option schemes. The fair value of the employee services received in exchange for the grant of options is recognised as an expense and credited to share option reserve under equity. For grant of share options, the total amount to be expensed over the vesting period is determined by reference to the fair value of the options at the date on which they are granted by using a binomial model, excluding the impact of any service condition and non-market vesting conditions. Non-market vesting conditions are included in assumptions about the number of options that are expected to become vested. From the perspective of the Company, the Company grants the share options to its subsidiaries' employees to exchange for their services provided to the subsidiaries. Accordingly, in the Company's statement of financial position, the equity-settled share option expenses, which are recognised in the consolidated financial statements, are treated as part of the "investments in subsidiaries".

At the end of the reporting period, the Company revises its estimates of the number of options that are expected to ultimately vest. It recognises the impact of the revision of original estimates, if any, in the Group's statement of comprehensive income and in the Company's "investments in subsidiaries", and makes a corresponding adjustment to equity over the remaining vesting period. When the options are exercised, the proceeds received net of any directly attributable transaction costs are credited to share capital (at nominal value) and share premium.

#### BORROWING COSTS

Borrowing costs directly attributable to the acquisition, construction or production of qualifying assets, i.e., assets that necessarily take a substantial period of time to get ready for their intended use or sale, are capitalised as part of the cost of those assets. The capitalisation of such borrowing costs ceases when the assets are substantially ready for their intended use or sale. All other borrowing costs are expensed in the period in which they are incurred. Borrowing costs consist of interest and other costs that an entity incurs in connection with the borrowing of funds.

2012年12月31日  
31 December 2012

## 2.4 主要會計政策概要(續)

### 股息

宣派的股息經本公司股東於股東大會上批准後確認為負債，並且從權益中扣除。宣派的中期股息自批准，並且本公司不能隨意更改時從權益中扣除。

### 外幣

本公司的功能貨幣為港元，而其財務報表的呈列貨幣為人民幣。本集團內各實體自行釐定其各自的功能貨幣，而各實體的財務報表項目乃以該功能貨幣計量。本集團內實體錄得的外幣交易初始按交易當日適用的各功能貨幣匯率入賬。以外幣計值的貨幣資產及負債，按有關功能貨幣於報告期末的適用匯率換算。結算或折算貨幣項目產生的差額在損益內確認。

以外幣按歷史成本計量的非貨幣項目，採用初始交易日期的匯率換算。以外幣按公平值計量的非貨幣項目，採用釐定公平值當日的匯率換算。換算非貨幣項目而產生的利益或虧損，按確認該項目的公平值變動的利益或虧損一致的方法處理(即公平值利益或虧損於其他全面收益或損益內確認的項目的匯兌差額亦分別於其他全面收益或損益內確認)。

## 2.4 SUMMARY OF SIGNIFICANT ACCOUNTING POLICIES (Continued)

### DIVIDENDS

Dividends are recognised as a liability and deducted from equity when they are declared and approved by the Company's shareholders in general meetings. Interim dividends are deducted from equity when they are declared and approved, and no longer at the discretion of the Company.

### FOREIGN CURRENCIES

The Company's functional currency is HK\$ while the Company's presentation currency for the financial statements is RMB. Each entity in the Group determines its own functional currency and items included in the financial statements of each entity are measured using that functional currency. Foreign currency transactions recorded by the entities in the Group are initially recorded using their respective functional currency rates prevailing at the dates of the transactions. Monetary assets and liabilities denominated in foreign currencies are translated at the functional currency rates of exchange ruling at the end of the reporting period. Differences arising on settlement or translation of monetary items are recognised in profit or loss.

Non-monetary items that are measured in terms of historical cost in a foreign currency are translated using the exchange rates at the dates of the initial transactions. Non-monetary items measured at fair value in a foreign currency are translated using the exchange rates at the date when the fair value was determined. The gain or loss arising on translation of a non-monetary item measured at fair value is treated in line with the recognition of the gain or loss on change in fair value of the item (i.e., translation difference on the items whose fair value gain or loss is recognised in other comprehensive income or profit or loss is also recognised in other comprehensive income or profit or loss, respectively).

2012年12月31日  
31 December 2012

### 3. 重大會計判斷及估計

編製本集團財務報表需要管理層作出判斷、估計及假設，而該等判斷、估計及假設影響收入、開支、資產及負債的呈報金額及相關披露，以及或然負債的披露。此等假設及估計的不明朗因素可引致日後需對受影響的資產或負債的賬面值作出重大調整。

#### 判斷

##### 遞延稅項負債

遞延所得稅負債並無就以股息形式匯出及分派的中國附屬公司若干溢利的應付所得稅及預提所得稅計提，原因是董事認為撥回相關暫時差額的時間可被控制以及有關暫時差額將不會於可見將來撥回。

倘該等中國附屬公司的未分派盈利被視為以股息形式匯出及分派，則遞延所得稅開支及遞延所得稅負債將以相同金額約人民幣115,186,000元(2011年：人民幣45,276,000元)增加。

##### 估計不明朗因素

有關於報告期末估計不明朗因素的未來及其他主要來源的主要假設，存在會導致下一個財政年度內資產及負債賬面值出現重大調整的重大風險，於下文有所載述。

##### 貿易應收款項及其他應收款項的減值

本集團有關呆賬的撥備政策乃基於對未償還應收款項可收回的程度及賬齡分析的持續評估以及管理層的判斷。在評估有關應收款項最終能否變現時，須作出大量判斷，包括各客戶的信用情況及過往還款記錄。如本集團客戶的財務狀況轉壞，導致其支付能力降低，則可能需要作更多減值撥備。於2012年12月31日，人民幣13,085,000元(2011年：人民幣3,309,000元)已獲確認為貿易應收款項之減值虧損。

### 3. SIGNIFICANT ACCOUNTING JUDGEMENTS AND ESTIMATES

The preparation of the Group's financial statements requires management to make judgements, estimates and assumptions that affect the reported amounts of revenues, expenses, assets and liabilities and their accompanying disclosures, and the disclosure of contingent liabilities. Uncertainty about these assumptions and estimates could result in outcomes that could require a material adjustment to the carrying amounts of the assets or liabilities affected in the future.

#### JUDGEMENT

##### Deferred tax liabilities

Deferred income tax liabilities have not been established for income tax and withholding tax that would be payable on certain profits of the subsidiaries in the PRC to be repatriated and distributed by way of dividends as the directors consider that the timing of the reversal of the related temporary differences can be controlled and such temporary differences will not be reversed in the foreseeable future.

If these undistributed earnings of the subsidiaries in the PRC are considered to be repatriated and distributed by way of dividends, the deferred income tax charge and deferred income tax liability would have been increased by the same amount of approximately RMB115,186,000 (2011: RMB45,276,000).

#### ESTIMATION UNCERTAINTY

The key assumptions concerning the future and other key sources of estimation uncertainty at the end of the reporting period, that have a significant risk of causing a material adjustment to the carrying amounts of assets and liabilities within the next financial year, are described below.

##### Impairment of trade and other receivables

The Group's provision policy for doubtful debts is based on the ongoing evaluation of the collectability and ageing analysis of the outstanding receivables and on the management's judgement. A considerable amount of judgement is required in assessing the ultimate realisation of these receivables, including creditworthiness and the past collection history of each customer. If the financial conditions of the Group's customers were to deteriorate, resulting in an impairment of their ability to make payments, additional impairment may be required. As at 31 December 2012, impairment losses of RMB13,085,000 (2011: RMB3,309,000) have been recognised for trade receivables.



2012年12月31日  
31 December 2012

### 3. 重大會計判斷及估計(續)

#### 估計不明朗因素(續)

##### 過時存貨撥備

管理層於各報告期末檢討本集團存貨的賬齡分析，並對確認為不宜出售的過時及滯銷存貨項目作出撥備。管理層主要根據最新的發票售價及現時市況估計該等存貨的可變現淨值。於2012年12月31日，概無存貨按可變現淨值(低於成本)計量(2011年：人民幣2,574,000元)。

### 4. 經營分部資料

本集團主要從事製造及銷售塑料管道及管件。就管理目的而言，本集團的業務根據客戶的所在地組成地理分區，且資產按其所在地分配予地域單位。本集團擁有以下八個呈報經營分部：

- (a) 華南，包括廣東省、廣西壯族自治區、湖南省、福建省及海南省；
- (b) 西南地區，包括重慶市、四川省、貴州省、雲南省及西藏自治區；
- (c) 華中，包括湖北省、江西省及河南省；
- (d) 華東，包括上海市、江蘇省、浙江省及安徽省；
- (e) 華北，包括北京市、天津市、河北省、山東省、內蒙古自治區及山西省；
- (f) 西北地區，包括陝西省、寧夏回族自治區、青海省、甘肅省及新疆維吾爾自治區；
- (g) 東北地區，包括遼寧省、吉林省及黑龍江省；及
- (h) 中國境外。

### 3. SIGNIFICANT ACCOUNTING JUDGEMENTS AND ESTIMATES (Continued)

#### ESTIMATION UNCERTAINTY (Continued)

##### Provision for obsolete inventories

Management reviews the aged analysis of the Group's inventories at the end of each reporting period, and makes provision for obsolete and slow moving inventory items identified that are no longer suitable for sale. Management estimates the net realisable value for such inventories based primarily on the latest invoice prices and current market conditions. As at 31 December 2012, no inventory was measured at net realisable value (where lower than cost) (2011: RMB2,574,000).

### 4. OPERATING SEGMENT INFORMATION

The Group is principally engaged in the manufacture and sale of plastic pipes and pipe fittings. For management purposes, the Group's businesses are organised by geographical area based on the location of the customers and assets are attributable to the geographical unit based on the location of the assets. The Group has eight reportable operating segments as follows:

- (a) Southern China, including Guangdong Province, Guangxi Zhuang Autonomous Region, Hunan Province, Fujian Province and Hainan Province;
- (b) Southwestern China, including Chongqing Municipality, Sichuan Province, Guizhou Province, Yunnan Province and Xizang (Tibet) Autonomous Region;
- (c) Central China, including Hubei Province, Jiangxi Province and Henan Province;
- (d) Eastern China, including Shanghai Municipality, Jiangsu Province, Zhejiang Province and Anhui Province;
- (e) Northern China, including Beijing Municipality, Tianjin Municipality, Hebei Province, Shandong Province, Inner Mongolia Autonomous Region and Shanxi Province;
- (f) Northwestern China, including Shaanxi Province, Ningxia Hui Autonomous Region, Qinghai Province, Gansu Province and Xinjiang Uygur Autonomous Region;
- (g) Northeastern China, including Liaoning Province, Jilin Province and Heilongjiang Province; and
- (h) Outside China.



2012年12月31日  
31 December 2012

#### 4. 經營分部資料(續)

為制定資源分配決策及評估業績，管理層分別監控其經營分部的業績。分部業績乃按報告分部溢利進行評估，報告分部溢利即經調整除稅前溢利。經調整除稅前溢利乃按本集團除稅前溢利一貫計量，惟匯兌差異、融資成本、出售可供出售投資所得利益、購回優先票據的利益、利息收益、於分佔一間共同控制實體享有經營成果及其他未分配收益及開支並不包括在該等計量內。

鑑於於一間共同控制實體的投資、持有至到期投資、可供出售投資、遞延稅項資產、現金及銀行存款以及其他未分配總部及公司資產乃按集團基準管理，故分部資產並不包括以上資產。

分部間收入於合併時抵銷。分部間銷售及轉讓以在當時市價基礎上向第三方作出的銷售價格為參照進行交易。

本集團來自外部客戶的收入乃源於其在中國及外國的業務。

截至2012年及2011年12月31日止年度，概無來自與單一外部客戶交易產生的收入佔本集團總收入的10%或以上。

#### 4. OPERATING SEGMENT INFORMATION (Continued)

Management monitors the results of its operating segments separately for the purpose of making decisions about resources allocation and performance assessment. Segment performance is evaluated based on reportable segment profit, which is a measure of adjusted profit before tax. The adjusted profit before tax is measured consistently with the Group's profit before tax except that exchange differences, finance costs, gain on disposal of available-for-sale investments, gain on repurchase of the Senior Notes, interest income, share of result of a jointly-controlled entity and other unallocated income and expenses are excluded from such measurement.

Segment assets exclude investment in a jointly-controlled entity, held-to-maturity investments, available-for-sale investments, deferred tax assets, cash and bank deposits and other unallocated head office and corporate assets as these assets are managed on a group basis.

Intersegment revenue is eliminated on consolidation. Intersegment sales and transfers are transacted with reference to the selling prices used for sales made to third parties at the then prevailing market prices.

The Group's revenue from external customers is derived from its operations both in the PRC and foreign countries.

During the years ended 31 December 2012 and 2011, no revenue from transactions with a single external customer amounted to 10% or more of the Group's total revenue.

2012年12月31日  
31 December 2012

4. 經營分部資料(續)

4. OPERATING SEGMENT INFORMATION  
(Continued)

截至2012年12月31日止年度的經營分部資料

OPERATING SEGMENT INFORMATION FOR THE YEAR  
ENDED 31 DECEMBER 2012

		華南	西南地區	華中	華東	華北	西北地區	東北地區	中國境外	抵銷	合併
		Southern	Southwestern	Central	Eastern	Northern	Northwestern	Northeastern	Outside	Eliminations	Consolidated
		China	China	China	China	China	China	China	China		
		人民幣千元	人民幣千元	人民幣千元	人民幣千元	人民幣千元	人民幣千元	人民幣千元	人民幣千元	人民幣千元	人民幣千元
		RMB'000	RMB'000	RMB'000	RMB'000	RMB'000	RMB'000	RMB'000	RMB'000	RMB'000	RMB'000
分部收入：	Segment revenue:										
外部客戶銷售	Sales to external customers	6,881,666	1,069,646	1,035,479	549,437	688,821	302,663	222,219	141,432	-	10,891,363
分部間銷售	Intersegment sales	968,970	200,212	262,610	69,362	146,614	57,196	81,567	127,516	(1,914,037)	-
合計	Total	7,850,636	1,269,858	1,298,089	618,799	835,435	359,859	303,776	268,948	(1,914,037)	10,891,363
分部業績	Segment results	1,921,068	280,403	365,778	129,485	177,330	65,949	33,519	39,399	(363,623)	2,649,308
對賬：	Reconciliations:										
匯兌虧損	Exchange loss										(618)
融資成本	Finance costs										(146,231)
出售可供出售投資所得利益	Gain on disposal of available-for-sale investments										14,710
購回優先票據的利益	Gain on repurchase of the Senior Notes										4,259
利息收益	Interest income										52,516
分佔一間共同控制實體溢利	Share of profit of a jointly-controlled entity										315
未分配收益及開支	Unallocated income and expenses										(1,091,980)
除稅前溢利	Profit before tax										1,482,279
分部資產	Segment assets	4,086,718	616,238	839,473	313,717	535,307	533,904	520,106	117,447	-	7,562,910
對賬：	Reconciliations:										
於一間共同控制實體的投資	Investment in a jointly-controlled entity										5,286
持有至到期投資	Held-to-maturity investments										288,680
遞延稅項資產	Deferred tax assets										3,575
現金及銀行存款	Cash and bank deposits										1,922,325
資產總額	Total assets										9,782,786
其他分部資料：	Other segment information:										
折舊及攤銷	Depreciation and amortisation	118,563	25,155	36,253	12,611	25,061	14,488	16,524	3,919	-	252,574
貿易應收款項減值撥備淨額	Impairment of trade receivables, net	9,250	-	671	-	-	-	-	-	-	9,921
撥回存貨至可變現淨值	Write back of inventories to net realisable value	(488)	-	-	-	-	-	-	-	-	(488)
資本開支*	Capital expenditure*	959,435	220,173	134,853	23,221	48,667	194,669	103,345	21,149	(7,028)	1,698,484

\* 資本開支包括添置物業、廠房及設備、預付土地租賃款及其他無形資產。

\* Capital expenditure consists of additions to property, plant and equipment, prepaid land lease payments and other intangible assets.

2012年12月31日  
31 December 2012

4. 經營分部資料(續)

4. OPERATING SEGMENT INFORMATION  
(Continued)

截至2011年12月31日止年度的經營分部資料

OPERATING SEGMENT INFORMATION FOR THE YEAR  
ENDED 31 DECEMBER 2011

		華南 Southern China 人民幣千元 RMB'000	西南地區 Southwestern China 人民幣千元 RMB'000	華中 Central China 人民幣千元 RMB'000	華東 Eastern China 人民幣千元 RMB'000	華北 Northern China 人民幣千元 RMB'000	西北地區 Northwestern China 人民幣千元 RMB'000	東北地區 Northeastern China 人民幣千元 RMB'000	中國境外 Outside China 人民幣千元 RMB'000	抵銷 Eliminations 人民幣千元 RMB'000	合併 Consolidated 人民幣千元 RMB'000
<b>分部收入：</b>	<b>Segment revenue:</b>										
外部客戶銷售	Sales to external customers	6,852,183	915,905	832,613	463,153	581,519	227,725	176,327	93,871	-	10,143,296
分部間銷售	Intersegment sales	886,056	172,638	228,854	48,625	115,916	14,459	52,218	47,855	(1,566,621)	-
合計	Total	7,738,239	1,088,543	1,061,467	511,778	697,435	242,184	228,545	141,726	(1,566,621)	10,143,296
<b>分部業績</b>	<b>Segment results</b>	1,913,282	208,258	292,762	80,534	112,481	48,444	39,525	17,636	(260,900)	2,452,022
對賬：	Reconciliations:										
匯兌利益	Exchange gain										52,491
融資成本	Finance costs										(110,536)
購回優先票據的利益	Gain on repurchase of the Senior Notes										24,662
利息收益	Interest income										27,219
分佔一間共同控制 實體虧損	Share of loss of a jointly-controlled entity										(29)
未分配收益及開支	Unallocated income and expenses										(888,896)
除稅前溢利	Profit before tax										1,556,933
<b>分部資產</b>	<b>Segment assets</b>	3,078,390	408,212	662,071	256,941	449,491	274,408	354,654	26,136	-	5,511,303
對賬：	Reconciliations:										
於一間共同控制實體 的投資	Investment in a jointly-controlled entity										4,971
可供出售投資	Available-for-sale investments										156,508
遞延稅項資產	Deferred tax assets										2,112
現金及銀行存款	Cash and bank deposits										2,116,641
<b>資產總額</b>	<b>Total assets</b>										7,791,535
<b>其他分部資料：</b>	<b>Other segment information:</b>										
折舊及攤銷	Depreciation and amortisation	83,878	17,455	27,367	10,422	19,071	6,209	7,251	2,252	-	173,905
貿易應收款項減值回 撥淨額	Reversal of impairment of trade receivables, net	(1,222)	-	-	-	-	-	-	-	-	(1,222)
撥回存貨至可變現淨值	Write-back of inventories to net realisable value	-	-	-	-	(522)	-	-	-	-	(522)
資本開支*	Capital expenditure*	487,618	106,734	154,736	48,928	55,065	78,334	138,251	40	(16,024)	1,053,682

\* 資本開支包括添置物業、廠房及設備、預付土地租賃款及其他無形資產。

\* Capital expenditure consists of additions to property, plant and equipment, prepaid land lease payments and other intangible assets.

2012年12月31日  
31 December 2012

5. 收入、其他收入、收益及利益

收入亦為本集團的營業額，指於年內銷售貨品的發票價值淨額，經扣除退貨及貿易折扣（經扣除增值稅）。

本集團的收入、其他收入、收益及利益的分析如下：

5. REVENUE, OTHER REVENUE, INCOME AND GAINS

Revenue, which is also the Group's turnover, represents the net invoiced value of goods sold, after allowances for returns and trade discounts (net of value-added tax) during the year.

An analysis of the Group's revenue, other revenue, income and gains is as follows:

		2012年 2012 人民幣千元 RMB'000	2011年 2011 人民幣千元 RMB'000
收入	Revenue		
銷售貨品	Sale of goods	10,891,363	10,143,296
其他收入、收益及利益	Other revenue, income and gains		
銀行利息收益	Bank interest income	34,128	27,219
持有至到期投資的利息收益	Interest income from held-to-maturity investments	18,388	–
利息收益總額	Total interest income	52,516	27,219
政府補助及補貼	Government grants and subsidies	25,617	28,281
銷售原材料的利益	Gain on sale of raw materials	2,778	6,314
購回優先票據的利益	Gain on repurchase of the Senior Notes	4,259	24,662
出售可供出售投資所得利益	Gain on disposal of available-for-sale investments	14,710	–
股息收益	Dividend income	432	–
匯兌利益	Exchange gain	–	52,491
其他	Others	15,462	9,354
		115,774	148,321

政府補助及補貼主要指政府機構授予以供支持本集團若干研發活動的資金，並無任何與該等補助及補貼有關的未達成條件或或有情況。

Government grants and subsidies represented funding received from government authorities to support certain of the Group's research and development activities. There are no unfulfilled conditions or contingencies related to these grants and subsidies.

NOTES TO FINANCIAL STATEMENTS (Continued)

2012年12月31日  
31 December 2012

6. 融資成本

6. FINANCE COSTS

		2012年 2012 人民幣千元 RMB'000	2011年 2011 人民幣千元 RMB'000
以下各項的利息：	Interest on:		
銀行貸款	Bank loans	10,299	17,175
優先票據	The Senior Notes	135,932	93,361
		<b>146,231</b>	<b>110,536</b>

7. 除稅前溢利

7. PROFIT BEFORE TAX

本集團的除稅前溢利乃經扣除／(計入)下列各項後達致：

The Group's profit before tax is arrived at after charging/(crediting):

		附註 Notes	2012年 2012 人民幣千元 RMB'000	2011年 2011 人民幣千元 RMB'000
已售存貨成本	Cost of inventories sold		8,242,543	7,691,796
折舊	Depreciation	12	237,634	166,947
預付土地租賃款攤銷	Amortisation of prepaid land lease payments	13	13,594	6,184
其他無形資產攤銷	Amortisation of other intangible assets		1,346	774
折舊及攤銷總額	Total depreciation and amortisation		<b>252,574</b>	<b>173,905</b>
研發成本*	Research and development costs*		198,455	158,213
出售物業、廠房及設備項目的虧損	Loss on disposal of items of property, plant and equipment		120	642
土地及樓宇經營租賃的最低租金	Minimum lease payments under operating leases in respect of land and buildings		17,098	6,465
核數師薪酬	Auditors' remuneration		4,617	3,654
僱員福利開支(包括董事薪酬(附註8))：	Employee benefit expense (including directors' remuneration (note 8)):			
工資及薪金	Wages and salaries		346,178	242,975
以股權結算的購股權開支	Equity-settled share option expense		20,252	41,682
退休金計劃供款	Pension scheme contributions		37,958	34,955
員工福利及其他開支	Staff welfare and other expenses		30,737	27,639
			<b>435,125</b>	<b>347,251</b>
撥回存貨至可變現淨值	Write-back of inventories to net realisable value		(488)	(522)
貿易應收款項減值撥備／(減值回撥)淨額*	Impairment/(reversal of impairment) of trade receivables, net *	19	9,921	(1,222)
租金收益淨額	Net rental income		(1,209)	(1,060)
匯兌差異淨額	Foreign exchange differences, net		618	(52,491)

\* 研發成本及貿易應收款項減值撥備／減值撥回淨額列於損益內的「其他開支」。

\* Research and development costs and the impairment/reversal of impairment of trade receivables, net are included in "Other expenses" in profit or loss.

NOTES TO FINANCIAL STATEMENTS (Continued)

2012年12月31日  
31 December 2012

8. 董事薪酬及五名最高薪酬僱員

8. DIRECTORS' REMUNERATION AND FIVE HIGHEST PAID EMPLOYEES

(A) 董事薪酬

根據上市規則及香港公司條例第161條披露的年內董事薪酬載列如下：

(A) DIRECTORS' REMUNERATION

Directors' remuneration for the year, disclosed pursuant to the Listing Rules and Section 161 of the Hong Kong Companies Ordinance, is as follows:

		2012年 2012 人民幣千元 RMB'000	2011年 2011 人民幣千元 RMB'000
袍金	Fees	1,748	1,786
其他薪酬：	Other emoluments:		
薪金、津貼及實物福利	Salaries, allowances and benefits in kind	3,257	3,294
表現掛鈎花紅	Performance related bonuses	321	325
以股權結算的購股權開支	Equity-settled share option expense	3,671	7,154
退休金計劃供款	Pension scheme contributions	205	186
		7,454	10,959
		9,202	12,745

於過往年度，若干董事根據本公司購股權計劃，就彼等向本集團提供的服務獲授購股權。該等購股權的公平值於授予日釐定，並於歸屬期的損益內確認，而列入本年度財務報表的金額載於上文董事薪酬披露內。

In the prior years, certain directors were granted share options, in respect of their services to the Group, under the Company's share option scheme. The fair value of such options, which has been recognised in profit or loss over the vesting period, was determined as at the date of grant and the amount included in the financial statements for the current year is included in the above directors' remuneration disclosures.



NOTES TO FINANCIAL STATEMENTS (Continued)

2012年12月31日  
31 December 2012

8. 董事薪酬及五名最高薪酬僱員  
(續)

(A) 董事薪酬(續)

各董事於截至2012年12月31日止年度的薪酬載列如下：

8. DIRECTORS' REMUNERATION AND FIVE HIGHEST PAID EMPLOYEES (Continued)

(A) DIRECTORS' REMUNERATION (Continued)

The remuneration of each of the directors for the year ended 31 December 2012 is set out below:

		薪金、津貼 及實物福利 袍金 Fees	表現 掛鈎花紅 bonuses	以股權 結算的 購股權開支 Equity- settled share option expense	退休金 計劃供款 Pension scheme contributions	總計 Total
		人民幣千元 RMB'000	人民幣千元 RMB'000	人民幣千元 RMB'000	人民幣千元 RMB'000	人民幣千元 RMB'000
<b>執行董事：</b>	<b>Executive directors:</b>					
黃聯禧先生	Mr. Wong Luen Hei	–	586	49	–	11
左滿倫先生	Mr. Zuo Manlun	–	585	49	736	21
左笑萍女士	Ms. Zuo Xiaoping	–	586	49	442	11
賴志強先生	Mr. Lai Zhiqiang	–	300	25	442	32
孔兆聰先生	Mr. Kong Zhaocong	–	300	25	442	32
陳國南先生	Mr. Chen Guonan	–	300	25	369	32
林少全博士	Dr. Lin Shaoquan	–	300	25	369	8
黃貴榮先生	Mr. Huang Guirong	–	300	25	369	47
羅建峰先生	Mr. Luo Jianfeng	586	–	49	369	11
		586	3,257	321	3,538	205
<b>非執行董事：</b>	<b>Non-executive director:</b>					
林德緯先生	Mr. Lin Dewei	370	–	–	133	–
<b>獨立非執行 董事：</b>	<b>Independent non-executive directors:</b>					
白重恩博士	Dr. Bai Chongen	264	–	–	–	–
馮培漳先生	Mr. Fung Pui Cheung	264	–	–	–	–
王國豪先生	Mr. Wong Kwok Ho, Jonathan	264	–	–	–	–
張文宇先生 <sup>(1)</sup>	Mr. Cheung Man Yu <sup>(1)</sup>	–	–	–	–	–
高立新先生 <sup>(1)</sup>	Mr. Gao Lixin <sup>(1)</sup>	–	–	–	–	–
		792	–	–	–	–
		1,748	3,257	321	3,671	205
						9,202

附註：

1. 於2012年12月31日獲委任為獨立非執行董事。

Note:

1. Appointed as independent non-executive directors on 31 December 2012.

NOTES TO FINANCIAL STATEMENTS (Continued)

2012年12月31日  
31 December 2012

8. 董事薪酬及五名最高薪酬僱員  
(續)

(A) 董事薪酬(續)

各董事於截至2011年12月31日止年度的薪酬載列如下：

8. DIRECTORS' REMUNERATION AND FIVE HIGHEST PAID EMPLOYEES (Continued)

(A) DIRECTORS' REMUNERATION (Continued)

The remuneration of each of the directors for the year ended 31 December 2011 is set out below:

		薪金、津貼 及實物福利 Salaries, allowances and benefits in kind	袍金 Fees	表現 掛鈎花紅 Performance related bonuses	以股權 結算的 購股權開支 Equity- settled share option expense	退休金 計劃供款 Pension scheme contributions	總計 Total
		人民幣千元 RMB'000	人民幣千元 RMB'000	人民幣千元 RMB'000	人民幣千元 RMB'000	人民幣千元 RMB'000	人民幣千元 RMB'000
<b>執行董事：</b>	<b>Executive directors:</b>						
黃聯禧先生	Mr. Wong Luen Hei	–	598	50	–	10	658
左滿倫先生	Mr. Zuo Manlun	–	598	50	1,434	10	2,092
左笑萍女士	Ms. Zuo Xiaoping	–	598	50	862	10	1,520
賴志強先生	Mr. Lai Zhiqiang	–	300	25	862	31	1,218
孔兆聰先生	Mr. Kong Zhaocong	–	300	25	862	31	1,218
陳國南先生	Mr. Chen Guonan	–	300	25	719	31	1,075
林少全博士	Dr. Lin Shaoquan	–	300	25	719	7	1,051
黃貴榮先生	Mr. Huang Guirong	–	300	25	719	46	1,090
羅建峰先生	Mr. Luo Jianfeng	598	–	50	719	10	1,377
		598	3,294	325	6,896	186	11,299
<b>非執行董事：</b>	<b>Non-executive director:</b>						
林德緯先生	Mr. Lin Dewei	378	–	–	258	–	636
<b>獨立非執行 董事：</b>	<b>Independent non-executive directors:</b>						
白重恩博士	Dr. Bai Chongen	270	–	–	–	–	270
馮培漳先生	Mr. Fung Pui Cheung	270	–	–	–	–	270
王國豪先生	Mr. Wong Kwok Ho, Jonathan	270	–	–	–	–	270
		810	–	–	–	–	810
		1,786	3,294	325	7,154	186	12,745

概無董事放棄或同意放棄任何酬金，而本集團亦無為鼓勵加盟本集團或在加盟本集團時或作為離職補償而向董事支付任何酬金。

年內概無已付或應付予獨立非執行董事的任何其他酬金(2011年：無)。

No director waived or agreed to waive any emolument and no emoluments were paid by the Group to the directors as an inducement to join or upon joining the Group or as compensation for loss of office.

There were no other emoluments paid or payable to the independent non-executive directors during the year (2011: Nil).

2012年12月31日  
31 December 2012

**8. 董事薪酬及五名最高薪酬僱員**  
(續)

**(B) 五名最高薪酬僱員**

年內，本集團五名最高薪酬僱員均為董事。於年內該等董事的酬金詳情載於上文附註8(A)。

**9. 所得稅開支**

**8. DIRECTORS' REMUNERATION AND FIVE HIGHEST PAID EMPLOYEES** (Continued)

**(B) FIVE HIGHEST PAID EMPLOYEES**

The Group's five highest paid employees during the year were all directors. Details of the remuneration of these directors during the year are set out in note 8(A) above.

**9. INCOME TAX EXPENSE**

		2012年 2012 人民幣千元 RMB'000	2011年 2011 人民幣千元 RMB'000
即期－香港	Current – Hong Kong	2,484	–
即期－中國	Current – PRC		
年內稅項	Charge for the year	286,462	276,989
過往年度過度撥備	Overprovision in prior years	(28,437)	(8,830)
		260,509	268,159
遞延(附註25)	Deferred (note 25)	(9,501)	28,078
年內稅項總額	Total tax charge for the year	251,008	296,237

本集團須就本集團成員公司於身處及經營所在的司法權區所產生或所錄得溢利按實體基準繳納所得稅。

**香港利得稅**

香港利得稅乃根據年內在香港產生的估計應課稅溢利抵銷承前稅項虧損後，以稅率16.5%撥備。

鑒於本集團於上年內並無在香港產生任何應課稅溢利，故並無於上年就香港利得稅撥備。

**中國企業所得稅**

本集團就中國內地業務的所得稅撥備已根據截至2012年及2011年12月31日止年度的應課稅溢利，以相關的現有法律、詮釋及慣例為基準，按適用稅率計算。

The Group is subject to income tax on an entity basis on profits arising in or derived from the jurisdictions in which members of the Group are domiciled and operate.

**HONG KONG PROFITS TAX**

Hong Kong profits tax has been provided at the rate of 16.5% on the estimated assessable profits arising in Hong Kong during the year after offsetting the tax loss brought forward.

No provision for Hong Kong profits tax was made in prior year as the Group had not generated any assessable profits arising in Hong Kong during that year.

**PRC CIT**

The Group's income tax provision in respect of its operations in Mainland China has been calculated at the applicable tax rates on the taxable profits for the years ended 31 December 2012 and 2011, based on the existing legislation, interpretations and practices in respect thereof.

NOTES TO FINANCIAL STATEMENTS (Continued)

2012年12月31日  
31 December 2012

9. 所得稅開支(續)

採用本公司大部分附屬公司所在司法權區法定稅率計算的適用於除稅前溢利的稅項開支與按實際稅率計算的稅項開支的對賬如下：

9. INCOME TAX EXPENSE (Continued)

A reconciliation of the tax expense applicable to profit before tax at the statutory rate for the jurisdiction in which the majority of the Company's subsidiaries are domiciled to the tax expense at the effective tax rate is as follows:

		2012年 2012 人民幣千元 RMB'000	2011年 2011 人民幣千元 RMB'000
除稅前溢利	Profit before tax	1,482,279	1,556,933
按中國企業所得稅率25%計算的稅項	Tax at the PRC corporate income tax rate of 25%	370,570	389,233
若干附屬公司的稅項優惠的影響	Effect of tax concessions for certain subsidiaries	(146,600)	(152,900)
分佔一間共同控制實體(溢利)/虧損	Share of (profit)/loss of a jointly-controlled entity	(79)	7
毋須課稅收益	Income not subject to tax	(6,402)	(17,808)
不可扣稅開支	Expenses not deductible for tax	32,058	16,008
所動用的過往年度稅項虧損	Tax losses utilised from prior years	(858)	-
未確認稅項虧損	Tax losses not recognised	16,205	29,726
就過往年度年度報稅作出調整	Adjustments in respect of current tax of prior years	(28,437)	(8,830)
對本公司中國附屬公司可分派溢利按5%徵收預提所得稅的影響	Effect of withholding tax at 5% on the distributable profits of the Company's subsidiaries in the PRC	14,551	40,801
按本集團實際稅率計算的稅項支出	Tax charge at the Group's effective rate	251,008	296,237

10. 股息

10. DIVIDENDS

		2012年 2012 人民幣千元 RMB'000	2011年 2011 人民幣千元 RMB'000
於年內確認分派的股息：	Dividends recognised as distributions during the year:		
2011年末期股息－每股普通股 12港仙(2011年：2010年末期股息 －12港仙)	2011 final – HK12 cents (2011: 2010 final – HK12 cents) per ordinary share	293,834	303,026

董事建議就截至2012年12月31日止年度派付末期股息每股普通股12港仙(2011年：截至2011年12月31日止年度的末期股息每股普通股12港仙)，惟須待股東於應屆股東週年大會上批准後，方會派付。

The final dividend of HK12 cents in respect of the year ended 31 December 2012 (2011: final dividend of HK12 cents in respect of the year ended 31 December 2011) per ordinary share has been proposed by the directors and is subject to approval by the Shareholders at the forthcoming annual general meeting.

2012年12月31日  
31 December 2012

## 11. 本公司擁有人應佔每股盈利

## 11. EARNINGS PER SHARE ATTRIBUTABLE TO OWNERS OF THE COMPANY

根據以下各項計算每股基本及攤薄盈利：

The calculations of basic and diluted earnings per share are based on:

		2012年 2012 人民幣千元 RMB'000	2011年 2011 人民幣千元 RMB'000
<b>盈利</b>	<b>Earnings</b>		
計算每股基本及攤薄盈利時用到的 本公司擁有人應佔溢利	Profit attributable to owners of the Company used in the basic and diluted earnings per share calculation	<b>1,238,322</b>	1,260,758

		股份數目 Number of Shares	
		2012年 2012	2011年 2011
<b>股份</b>	<b>Shares</b>		
計算每股基本盈利時用到的 本公司已發行普通股加權 平均數	Weighted average number of ordinary shares of the Company in issue used in the basic earnings per share calculation	<b>3,011,875,112</b>	3,002,907,794
攤薄效應－普通股加權平均數： 購股權	Effect of dilution – weighted average number of ordinary shares: share options	<b>57,300,281</b>	73,937,711
		<b>3,069,175,393</b>	3,076,845,505

用以計算截至2012年12月31日止年度的每股基本盈利的股份加權平均數，包括於2011年12月31日已發行的3,005,906,950股普通股(2011年：於2010年12月31日已發行的3,000,000,000股普通股)及行使購股權後發行的27,695,400股普通股(2011年：5,906,950股普通股)的加權平均數，即5,968,162股(2011年：2,907,794股)股份。

每股攤薄盈利數額乃根據本公司擁有人應佔年內溢利計算。計算所用的普通股加權平均數為年內已發行的普通股數目(與計算每股基本盈利所使用者相同)，及假設所有潛在攤薄普通股被視作行使或轉換為普通股而以零代價發行的普通股加權平均數。

The weighted average number of shares used to calculate the basic earnings per share for the year ended 31 December 2012 includes 3,005,906,950 ordinary shares in issue as at 31 December 2011 (2011: 3,000,000,000 ordinary shares in issue as at 31 December 2010) and 5,968,162 shares (2011: 2,907,794 shares) derived from the weighted average of 27,695,400 ordinary shares (2011: 5,906,950 ordinary shares) issued upon exercise of the share options.

The calculation of the diluted earnings per share amounts is based on the profit for the year attributable to owners of the Company. The weighted average number of ordinary shares used in the calculation is the number of ordinary shares in issue during the year, as used in the basic earnings per share calculation, and the weighted average number of ordinary shares assumed to have been issued at no consideration on the deemed exercise or conversion of all dilutive potential ordinary shares into ordinary shares.

2012年12月31日  
31 December 2012

12. 物業、廠房及設備

12. PROPERTY, PLANT AND EQUIPMENT

		土地及樓宇 Land and buildings	廠房及機器 Plant and machinery	家具、 裝置及 辦公室設備 Furniture, fixtures and office equipment	汽車 Motor vehicles	租賃 物業裝修 Leasehold improvements	在建工程 Construction in progress	總計 Total
		人民幣千元 RMB'000	人民幣千元 RMB'000	人民幣千元 RMB'000	人民幣千元 RMB'000	人民幣千元 RMB'000	人民幣千元 RMB'000	人民幣千元 RMB'000
<b>成本：</b>	<b>Cost:</b>							
於2011年1月1日	At 1 January 2011	680,240	986,073	29,022	65,373	3,179	257,726	2,021,613
添置	Additions	57,472	361,089	12,885	17,588	243	486,428	935,705
調撥	Transfers	101,439	114,313	-	-	-	(215,752)	-
出售	Disposals	(587)	(1,547)	(2,203)	(633)	-	-	(4,970)
匯兌調整	Exchange realignment	(471)	-	(3)	(340)	-	-	(814)
於2011年12月31日及 2012年1月1日	At 31 December 2011 and 1 January 2012	838,093	1,459,928	39,701	81,988	3,422	528,402	2,951,534
添置	Additions	72,642	297,811	14,146	21,106	3,486	598,407	1,007,598
收購附屬公司(附註30)	Acquisitions of subsidiaries (note 30)	54,109	1,072	163	530	-	2,319	58,193
調撥	Transfers	264,992	193,693	250	695	-	(459,630)	-
出售	Disposals	(224)	(11,740)	(1,173)	(53)	-	-	(13,190)
匯兌調整	Exchange realignment	(10)	(215)	(2)	(1)	(3)	(440)	(671)
於2012年12月31日	At 31 December 2012	<b>1,229,602</b>	<b>1,940,549</b>	<b>53,085</b>	<b>104,265</b>	<b>6,905</b>	<b>669,058</b>	<b>4,003,464</b>
<b>累計折舊：</b>	<b>Accumulated depreciation:</b>							
於2011年1月1日	At 1 January 2011	(73,445)	(199,139)	(11,101)	(31,027)	(983)	-	(315,695)
本年度提撥	Provided for the year	(33,646)	(115,310)	(5,496)	(10,687)	(1,808)	-	(166,947)
出售	Disposals	179	774	578	168	-	-	1,699
匯兌調整	Exchange realignment	15	-	-	153	-	-	168
於2011年12月31日及 2012年1月1日	At 31 December 2011 and 1 January 2012	(106,897)	(313,675)	(16,019)	(41,393)	(2,791)	-	(480,775)
本年度提撥	Provided for the year	(51,784)	(163,516)	(7,382)	(14,150)	(802)	-	(237,634)
出售	Disposals	108	2,188	519	25	-	-	2,840
匯兌調整	Exchange realignment	3	358	-	5	-	-	366
於2012年12月31日	At 31 December 2012	<b>(158,570)</b>	<b>(474,645)</b>	<b>(22,882)</b>	<b>(55,513)</b>	<b>(3,593)</b>	<b>-</b>	<b>(715,203)</b>
<b>賬面淨值：</b>	<b>Net carrying amount:</b>							
於2012年12月31日	At 31 December 2012	<b>1,071,032</b>	<b>1,465,904</b>	<b>30,203</b>	<b>48,752</b>	<b>3,312</b>	<b>669,058</b>	<b>3,288,261</b>
於2011年12月31日	At 31 December 2011	731,196	1,146,253	23,682	40,595	631	528,402	2,470,759

於2011年12月31日，本集團賬面淨值總額人民幣129,561,000元的若干樓宇及機器已抵押作本集團銀行貸款的擔保。

As at 31 December 2011, certain of the Group's buildings and machinery with an aggregate net carrying amount of RMB129,561,000 were pledged to secure the Group's bank loans.



NOTES TO FINANCIAL STATEMENTS (Continued)

2012年12月31日  
31 December 2012

13. 預付土地租賃款

13. PREPAID LAND LEASE PAYMENTS

		附註	2012年 2012 人民幣千元 RMB'000	2011年 2011 人民幣千元 RMB'000
		Notes		
於1月1日	At 1 January		364,162	253,661
添置	Additions		592,976	116,685
收購附屬公司	Acquisitions of subsidiaries	30	31,399	–
於年內確認	Recognised during the year	7	(13,594)	(6,184)
於12月31日的賬面值	Carrying amount at 31 December		974,943	364,162
計入預付款、按金及其他 應收款項的流動部分	Current portion included in prepayments, deposits and other receivables	20	(20,664)	(8,097)
非流動部分	Non-current portion		954,279	356,065

租賃土地位於中國內地，乃以中期租賃持有。

The leasehold land is situated in Mainland China and is held under a medium-term lease.

於2011年12月31日，本集團賬面淨值總額人民幣26,914,000元的若干預付土地租賃款已抵押作本集團銀行貸款的擔保。

As at 31 December 2011, certain of the Group's prepaid land lease payments with an aggregate net carrying amount of RMB26,914,000 were pledged to secure the Group's bank loans.

14. 於附屬公司的投資及與附屬公司結餘

14. INVESTMENTS IN SUBSIDIARIES AND BALANCES WITH SUBSIDIARIES

		附註	2012年 2012 人民幣千元 RMB'000	2011年 2011 人民幣千元 RMB'000
		Notes		
非上市股份，按成本	Unlisted shares, at cost		–	–
向附屬公司的墊款	Advances to subsidiaries		2,561,482	2,131,878
以股份為基礎的僱員薪酬的注資	Capital contribution in respect of employee share-based compensation		77,858	61,319
			2,639,340	2,193,197

計入上述於附屬公司的投資向附屬公司墊款的人民幣2,561,482,000元(2011年：人民幣2,131,878,000元)為無抵押、免息及無固定還款期。

The advances to subsidiaries of RMB2,561,482,000 (2011: RMB2,131,878,000) included in the investments in subsidiaries above are unsecured, interest-free and have no fixed terms of repayment.

2012年12月31日  
31 December 2012

**14. 於附屬公司的投資及與附屬公司結餘(續)**

向一間附屬公司貸款人民幣1,365,118,000元(2011年：人民幣1,365,073,000元)為無抵押、按中國人民銀行公布所適用的貸款基準利率扣減0.81%計息且須於2016年償還。

於2011年12月31日，計入本公司流動資產的應收一間附屬公司款項人民幣184,938,000元為無抵押、按要求償還，除人民幣2,556,000元免息以外，其餘款項按5.75%的固定年利率計息。

主要附屬公司的詳情如下：

**14. INVESTMENTS IN SUBSIDIARIES AND BALANCES WITH SUBSIDIARIES (Continued)**

The loans to a subsidiary of RMB1,365,118,000 (2011: RMB1,365,073,000) are unsecured, bearing interest at 0.81% below the applicable benchmark lending rates announced by the People's Bank of China and are repayable in 2016.

As at 31 December 2011, the amounts due from a subsidiary included in the Company's current assets of RMB184,938,000 were unsecured, repayable on demand and bore interest at a fixed rate of 5.75% per annum except for the amount of RMB2,556,000 which was interest-free.

Particulars of the principal subsidiaries are as follows:

名稱 Name	註冊成立/ 註冊及 經營地點 Place of incorporation/ registration and operations	已發行普通股/ 註冊股本面值 Nominal value of issued ordinary/ registered share capital	本公司應佔權益比例		主要業務 Principal activities
			直接 Direct	間接 Indirect	
星展投資控股有限公司 Starcorp Investment Holdings Ltd.	英屬維爾京群島 BVI	1美元 US\$1	100%	–	投資控股 Investment holding
華拓國際控股有限公司 Great China International Holdings Ltd.	英屬維爾京群島 BVI	1美元 US\$1	100%	–	投資控股 Investment holding
中國聯塑投資有限公司 China Liansu Investment Limited	英屬維爾京群島 BVI	1美元 US\$1	100%	–	投資控股 Investment holding
中國聯塑發展有限公司 China Liansu Development Limited	英屬維爾京群島 BVI	1美元 US\$1	100%	–	投資控股 Investment holding
聯塑集團有限公司 Liansu Group Company Limited	香港 Hong Kong	13,000,000港元 HK\$13,000,000	–	100%	投資控股並銷售塑料 管道及管件 Investment holding and sale of plastic pipes and pipe fittings
廣東聯塑科技實業有限公司* Guangdong Liansu Technology Industrial Co., Ltd.*	中國 PRC	1,903,760,000港元 HK\$1,903,760,000	–	100%	製造及銷售塑料 管道及管件 Manufacture and sale of plastic pipes and pipe fittings

2012年12月31日  
31 December 2012

**14. 於附屬公司的投資及與附屬公司結餘(續)** **14. INVESTMENTS IN SUBSIDIARIES AND BALANCES WITH SUBSIDIARIES (Continued)**

名稱 Name	註冊成立/ 註冊及 經營地點 Place of incorporation/ registration and operations	已發行普通股/ 註冊股本面值 Nominal value of issued ordinary/ registered share capital	本公司應佔權益比例 Percentage of equity attributable to the Company		主要業務 Principal activities
			直接 Direct	間接 Indirect	
鶴山聯塑實業發展有限公司** Heshan Liansu Industrial Development Co., Ltd.**	中國 PRC	269,930,000港元 HK\$269,930,000	—	100%	製造及銷售塑料 管道及管件 Manufacture and sale of plastic pipes and pipe fittings
聯塑科技發展(武漢)有限公司** Liansu Technology Development (Wuhan) Co., Ltd.**	中國 PRC	111,000,000港元 HK\$111,000,000	—	100%	製造及銷售塑料 管道及管件 Manufacture and sale of plastic pipes and pipe fittings
聯塑科技發展(貴陽)有限公司** Liansu Technology Development (Guiyang) Co., Ltd.**	中國 PRC	115,000,000港元 HK\$115,000,000	—	100%	製造及銷售塑料 管道及管件 Manufacture and sale of plastic pipes and pipe fittings
南京聯塑科技實業有限公司** Nanjing Liansu Technology Industrial Co., Ltd.**	中國 PRC	26,750,000美元 US\$26,750,000	—	100%	製造及銷售塑料 管道及管件 Manufacture and sale of plastic pipes and pipe fittings
聯塑市政管道(河北)有限公司.** Liansu Municipal Pipe (Hebei) Co., Ltd.**	中國 PRC	27,790,000美元 US\$27,790,000	—	100%	製造及銷售塑料 管道及管件 Manufacture and sale of plastic pipes and pipe fittings
河南聯塑實業有限公司# Henan Liansu Industrial Co., Ltd.#	中國 PRC	人民幣200,000,000元 RMB200,000,000	—	100%	製造及銷售塑料 管道及管件 Manufacture and sale of plastic pipes and pipe fittings

\* 根據中國法律註冊為一間外商獨資企業。

\*\* 根據中國法律註冊為合資企業。

# 根據中國法律註冊為一間有限公司。

\* Registered as a wholly-foreign-owned enterprise under the laws of the PRC.

\*\* Registered as equity joint ventures under the laws of the PRC.

# Registered as a limited liability company under the laws of the PRC.

2012年12月31日  
31 December 2012

**14. 於附屬公司的投資及與附屬公司結餘(續)**

董事認為，上表所載列的本公司附屬公司對本年度的業績具重大影響力或構成本集團資產淨值的重大部分。董事認為倘詳列其他附屬公司的資料，將會使有關資料過於冗長。

**14. INVESTMENTS IN SUBSIDIARIES AND BALANCES WITH SUBSIDIARIES (Continued)**

The above table lists the Company's subsidiaries which, in the opinion of the directors, principally affected the results for the year or formed a substantial portion of the Group's net assets. To give details of other subsidiaries would, in the opinion of the directors, result in particulars of excessive length.

**15. 於一間共同控制實體的投資**

**15. INVESTMENT IN A JOINTLY-CONTROLLED ENTITY**

		2012年 2012 人民幣千元 RMB'000	2011年 2011 人民幣千元 RMB'000
分佔資產淨額	Share of net assets	5,286	4,971

共同控制實體的詳情如下：

Particulars of the jointly-controlled entity are as follows:

名稱 Name	註冊資本 Registered capital	註冊地點 Place of registration	所佔百分比 Percentage of			主要業務 Principal activity
			擁有人權益 Ownership interest	投票權 Voting power	應佔溢利 Profit sharing	
廣東聯塑艾博科住宅設備設計服務有限公司 Guangdong Liansu EPCO Residential Equipment Design Services Co., Ltd.	人民幣10,000,000元 RMB10,000,000	中國 PRC	50	50	50	提供家居裝飾設計及維修服務 Provision of household decoration design work and maintenance services

2012年12月31日  
31 December 2012

15. 於一間共同控制實體的投資(續)

15. INVESTMENT IN A JOINTLY-CONTROLLED ENTITY (Continued)

下表呈列本集團於共同控制實體權益的財務資料概況：

The following table illustrates the summarised financial information of the Group's interest in the jointly-controlled entity:

		2012年 2012 人民幣千元 RMB'000	2011年 2011 人民幣千元 RMB'000
分佔共同控制實體資產及負債：	Share of the jointly-controlled entity's assets and liabilities:		
非流動資產	Non-current assets	143	-
流動資產	Current assets	5,269	4,975
流動負債	Current liabilities	(126)	(4)
資產淨值	Net assets	5,286	4,971
分佔共同控制實體業績：	Share of the jointly-controlled entity's results:		
收入	Income	928	1
開支	Expenses	(504)	(30)
所得稅開支	Income tax expense	(109)	-
年內溢利/(虧損)	Profit/(loss) for the year	315	(29)

16. 持有至到期投資

16. HELD-TO-MATURITY INVESTMENTS

		2012年 2012 人民幣千元 RMB'000	2011年 2011 人民幣千元 RMB'000
上市的債務證券	Listed debt securities	288,690	-
減：流動資產項下到期日少於一年的款項	Less: Amounts with maturity of less than one year shown under current assets	(9,684)	-
非流動資產項下款項	Amounts shown under non-current assets	279,006	-

持有至到期投資為於新加坡證券交易所有限公司上市的債務證券。該等證券的利息按固定年利率9.00%至13.75%計算，每半年支付，將於2013年11月至2016年4月到期。

The held-to-maturity investments represented debt securities listed on the Singapore Exchange Securities Trading Limited. These securities carry fixed interest at 9.00% to 13.75% per annum, payable semi-annually in arrears, and will mature from November 2013 to April 2016.

於2012年12月31日，根據全球領先財經市場資料供應商提供的市場報價，該等債務證券的公平值為人民幣316,582,000元。

As at 31 December 2012, the fair value of the debt securities based on the quoted market price provided by a leading global financial market data provider was RMB316,582,000.

NOTES TO FINANCIAL STATEMENTS (Continued)

2012年12月31日  
31 December 2012

17. 可供出售投資

17. AVAILABLE-FOR-SALE INVESTMENTS

	2012年 2012 人民幣千元 RMB'000	2011年 2011 人民幣千元 RMB'000	
於香港上市的股權投資，按公平值	Listed equity investments in Hong Kong, at fair value	–	156,508

以上投資包括被指定為可供出售金融資產的股權證券的投資。於年內，本集團以現金代價約人民幣191,430,000元出售所有該等投資。

The above investments consisted of investments in equity securities which were designated as available-for-sale financial assets. All these investments were disposed of at a cash consideration of approximately RMB191,430,000 during the year.

18. 存貨

18. INVENTORIES

	2012年 2012 人民幣千元 RMB'000	2011年 2011 人民幣千元 RMB'000	
原材料	Raw materials	885,211	639,363
在產品	Work in progress	78,784	48,691
產成品	Finished goods	802,138	605,964
	<b>1,766,133</b>	<b>1,294,018</b>	

於2012年12月31日，本集團賬面淨值總額為人民幣26,332,000元(2011年：無)的若干存貨已抵押作本集團銀行貸款的擔保。

As at 31 December 2012, certain of the Group's inventories with an aggregate net carrying amount of RMB26,332,000 (2011: Nil) were pledged to secure the Group's bank loans.



2012年12月31日  
31 December 2012

19. 貿易應收款項及票據

19. TRADE AND BILLS RECEIVABLES

		2012年 2012 人民幣千元 RMB'000	2011年 2011 人民幣千元 RMB'000
貿易應收款項	Trade receivables	779,354	718,856
應收票據	Bills receivable	243,265	32,811
減：減值撥備	Less: Provision for impairment	(13,085)	(3,309)
		<b>1,009,534</b>	<b>748,358</b>

本集團的主要客戶為中國內地的獨立分銷商、土木工程承建商、房地產開發商、公用事業公司及市政部門。本集團視乎市況、市場策略及與客戶的關係，可將其與獨立分銷商的貿易條款由按預付方式結算更改為授予一般一個月或多個月的信用期(如適當)。本集團並無統一向非分銷商客戶授予標準的信用期限。個別非分銷商客戶的信用期限視個別情況而定，並在銷售合同中列明(如適當)。對小規模、新或短期客戶的銷售一般預期以預付方式或於交貨後短期內結算。本集團並無為小規模、新或短期客戶設立信用期限。

貿易應收款項及票據均為無抵押及免息。

於報告期末，本集團的貿易應收款項及票據按發票日期並扣除撥備後的賬齡分析如下：

The Group's major customers are independent distributors, civil contractors, property developers, utility companies and municipalities in Mainland China. Depending on the market condition, marketing tactics and relationships with the customers, the Group's trading terms with its independent distributors may change from settlement on an advance receipt basis to giving a credit period of generally one month or more, if appropriate. The Group does not have a standardised and universal credit period granted to the non-distributor customers. The credit period of an individual non-distributor customer is considered on a case-by-case basis and is set out in the sales contracts, as appropriate. Sales to small, new, or short-term customers are normally expected to be settled on an advance receipt basis or shortly after the goods delivery. No credit period is set by the Group for small, new and short-term customers.

Trade and bills receivables are unsecured and interest-free.

An aged analysis of the Group's trade and bills receivables as at the end of the reporting period, based on the invoice date and net of provisions, is as follows:

		2012年 2012 人民幣千元 RMB'000	2011年 2011 人民幣千元 RMB'000
3個月內	Within 3 months	632,975	580,613
4至6個月	4 to 6 months	179,554	98,441
7至12個月	7 to 12 months	159,689	40,722
1至2年	1 to 2 years	33,724	26,431
2至3年	2 to 3 years	2,705	2,049
3年以上	Over 3 years	887	102
		<b>1,009,534</b>	<b>748,358</b>

NOTES TO FINANCIAL STATEMENTS (Continued)

2012年12月31日  
31 December 2012

19. 貿易應收款項及票據(續)

本集團貿易應收款項的減值撥備的變動如下：

		2012年 2012 人民幣千元 RMB'000	2011年 2011 人民幣千元 RMB'000
於1月1日	At 1 January	3,309	4,531
已確認/(已撥回)減值虧損(附註7)	Impairment losses recognised/(reversed) (note 7)	9,921	(1,222)
撤銷為不可收回的金額	Amounts written off as uncollectible	(145)	-
於12月31日	At 31 December	13,085	3,309

於2012年12月31日的上述撥備人民幣13,085,000元(2011年：人民幣3,309,000元)就撥備之前賬面值為人民幣13,085,000元(2011年：人民幣3,309,000元)的個別減值貿易應收款項作出。個別減值貿易應收款項與違約或拖欠付款的客戶有關。

本集團個別及共同計算均不視為已減值貿易應收款項及票據的賬齡分析如下：

		2012年 2012 人民幣千元 RMB'000	2011年 2011 人民幣千元 RMB'000
未逾期亦未減值	Neither past due nor impaired	820,456	559,037
已逾期但尚未減值：	Past due but not impaired:		
逾期少於3個月	Less than 3 months past due	131,291	141,545
逾期4至6個月	4 to 6 months past due	17,652	15,834
逾期7至12個月	7 to 12 months past due	21,528	22,714
逾期1至2年	1 to 2 years past due	17,571	9,123
逾期2至3年	2 to 3 years past due	1,036	105
		1,009,534	748,358

未逾期亦未減值的應收款項與眾多不同客戶有關，這些客戶近期概無拖欠紀錄。

19. TRADE AND BILLS RECEIVABLES (Continued)

The movements in the provision for impairment of the Group's trade receivables are as follows:

The above provision of RMB13,085,000 (2011: RMB3,309,000) as at 31 December 2012 is for individually impaired trade receivables with their carrying amount before provision of RMB13,085,000 (2011: RMB3,309,000). The individually impaired trade receivables relate to customers that were in default or delinquency in payments.

The aged analysis of the Group's trade and bills receivables that are neither individually nor collectively considered to be impaired is as follows:

Receivables that were neither past due nor impaired relate to a large number of diversified customers for whom there was no recent history of default.

2012年12月31日  
31 December 2012

## 19. 貿易應收款項及票據(續)

已逾期但無減值的應收款項與若干獨立客戶有關，彼等與本集團的交易記錄良好。根據過往經驗，董事認為，由於彼等客戶信貸質素並無顯著變化，且結餘仍視為可悉數收回，因此無須就該等結餘作出減值撥備。

年內，本集團向一家銀行貼現賬面總值為人民幣152,084,000元的應收票據，現金所得款項為人民幣148,738,000元。倘該等應收票據於到期日尚未支付，銀行有權要求本集團支付未償付餘額。由於本集團並無轉讓有關該等應收票據的主要風險及回報(包括違責風險)，本集團繼續全數確認應收票據的賬面值，並已確認就該轉讓收取的現金為無抵押銀行貸款。

於報告期末，已轉讓但尚未終止確認的應收票據賬面值及相關負債的賬面值分別為人民幣152,084,000元。

## 19. TRADE AND BILLS RECEIVABLES (Continued)

Receivables that were past due but not impaired relate to a number of independent customers that have a good track record with the Group. Based on past experience, the directors believe that no provision for impairment is necessary in respect of these balances as there has not been a significant change in credit quality and the balances are still considered fully recoverable.

During the year, the Group discounted bills receivable with an aggregate carrying amount of RMB152,084,000 to a bank for cash proceeds of RMB148,738,000. If the bills receivable are not paid at maturity, the bank has the right to request the Group to pay the unsettled balance. As the Group has not transferred the significant risks and rewards, including default risk, relating to such bills receivable, it continues to recognise the full carrying amount of the bills receivable and has recognised the cash received on the transfer as an unsecured bank loan.

At the end of the reporting period, the carrying amount of the bills receivable that have been transferred but have not been derecognised and the carrying amount of the associated liability amounted to RMB152,084,000, respectively.

## 20. 預付款、按金及其他應收款項

## 20. PREPAYMENTS, DEPOSITS AND OTHER RECEIVABLES

			2012年 2012 人民幣千元 RMB'000	2011年 2011 人民幣千元 RMB'000
	附註 Note			
預付款	Prepayments		231,262	273,385
預付土地租賃款的流動部分	Current portion of prepaid land lease payments	13	20,664	8,097
待抵扣增值稅	Value-added tax recoverable		109,581	52,245
待抵扣企業所得稅	Corporate income tax recoverable		13,157	–
按金	Deposits		10,953	9,413
其他應收款項	Other receivables		19,610	4,492
			<b>405,227</b>	<b>347,632</b>

上述結餘包括的金融資產乃無抵押、免息及無固定還款期。

The financial assets included in the above balances are unsecured, interest-free and have no fixed terms of repayment.

2012年12月31日  
31 December 2012

21. 現金及銀行存款

21. CASH AND BANK DEPOSITS

		本集團 Group	
		2012年 2012	2011年 2011
		人民幣千元 RMB'000	人民幣千元 RMB'000
現金及現金等價物：	Cash and cash equivalents:		
現金及銀行結餘	Cash and bank balances	757,247	1,375,036
定期存款	Time deposits	829,936	739,916
		<b>1,587,183</b>	<b>2,114,952</b>
受限制現金：	Restricted cash:		
作為履約保證的擔保按金	Guarantee deposits as performance bonds	–	450
作為銀行融資的擔保按金	Guarantee deposits for banking facilities	335,142	1,239
		<b>335,142</b>	<b>1,689</b>
現金及銀行存款	Cash and bank deposits	<b>1,922,325</b>	<b>2,116,641</b>
以人民幣計值 <sup>(1)</sup>	Denominated in RMB <sup>(1)</sup>	1,834,254	2,079,069
以其他貨幣計值	Denominated in other currencies	88,071	37,572
		<b>1,922,325</b>	<b>2,116,641</b>

		本公司 Company	
		2012年 2012	2011年 2011
		人民幣千元 RMB'000	人民幣千元 RMB'000
現金及銀行結餘	Cash and bank balances	10,602	16,651
定期存款	Time deposits	46,907	–
現金及銀行存款	Cash and bank deposits	<b>57,509</b>	<b>16,651</b>
以人民幣計值 <sup>(1)</sup>	Denominated in RMB <sup>(1)</sup>	9,276	14,981
以其他貨幣計值	Denominated in other currencies	48,233	1,670
		<b>57,509</b>	<b>16,651</b>

附註：

1. 人民幣不可自由兌換為其他貨幣，然而，根據中國內地外匯管理條例及結匯、售匯及付匯管理規定，本集團獲准透過獲授權進行外匯業務的銀行將人民幣兌換為其他貨幣。
2. 存放於銀行的現金按每日銀行存款利率的浮動利率賺取利息。短期定期存款的期限介乎1天至3個月不等並按各短期定期存款利率賺取利息。銀行結餘及受限制現金存放於近期無違約記錄且信譽良好的銀行。

Notes:

1. The RMB is not freely convertible into other currencies, however, under Mainland China's Foreign Exchange Control Regulations and Administration of Settlement, Sale and Payment of Foreign Exchange Regulations, the Group is permitted to exchange RMB for other currencies through banks authorised to conduct foreign exchange business.
2. Cash at banks earns interest at floating rates based on daily bank deposit rates. Short-term time deposits are made for varying periods between one day and three months and earn interest at the respective short-term time deposit rates. The bank balances and restricted cash are deposited with creditworthy banks with no recent history of default.

NOTES TO FINANCIAL STATEMENTS (Continued)

2012年12月31日  
31 December 2012

22. 貿易應付款項及票據

22. TRADE AND BILLS PAYABLES

		2012年 2012 人民幣千元 RMB'000	2011年 2011 人民幣千元 RMB'000
貿易應付款項	Trade payables	375,488	179,397
應付票據	Bills payable	136,566	11,917
		<b>512,054</b>	<b>191,314</b>

貿易應付款項乃免息。貿易採購的平均信用期為30至90日。

The trade payables are interest-free. The average credit period for trade purchases is 30 to 90 days.

於報告期末，本集團的貿易應付款項及票據按發票日期的賬齡分析如下：

An aged analysis of the Group's trade and bills payables as at the end of the reporting period, based on the invoice date, is as follows:

		2012年 2012 人民幣千元 RMB'000	2011年 2011 人民幣千元 RMB'000
3個月內	Within 3 months	483,943	188,436
4至6個月	4 to 6 months	23,520	860
7至12個月	7 to 12 months	1,542	1,306
1至2年	1 to 2 years	2,562	517
2至3年	2 to 3 years	299	21
3年以上	Over 3 years	188	174
		<b>512,054</b>	<b>191,314</b>

23. 其他應付款項及應計費用

23. OTHER PAYABLES AND ACCRUALS

		2012年 2012 人民幣千元 RMB'000	2011年 2011 人民幣千元 RMB'000
客戶墊款	Advances from customers	487,192	289,735
應計費用	Accruals	34,688	24,707
應付工資及福利	Salaries and welfare payables	76,926	57,042
其他應付款項	Other payables	233,582	285,963
		<b>832,388</b>	<b>657,447</b>

上述結餘包括的金融負債乃免息及無固定還款期。

The financial liabilities included in the above balances are interest-free and have no fixed terms of repayment.

2012年12月31日  
31 December 2012

24. 銀行貸款及其他借款

24. BANK LOANS AND OTHER BORROWINGS

本集團	Group	2012年 2012			2011年 2011		
		實際利率 Effective interest rate	到期日 Maturity	人民幣千元 RMB'000	實際利率 Effective interest rate	到期日 Maturity	人民幣千元 RMB'000
		(%)			(%)		
<b>流動</b>	<b>Current</b>						
有抵押銀行貸款	Secured bank loans	1.33-2.40	2013	26,332	2.90-5.40	2012	70,004
無抵押銀行貸款	Unsecured bank loans	2.43-5.50	2013	569,467			-
				595,799			70,004
<b>非流動</b>	<b>Non-current</b>						
有抵押銀行貸款	Secured bank loans			-	5.40	2013	16,400
無抵押銀行貸款	Unsecured bank loans	2.71	2015	42,873			-
優先票據	The Senior Notes	8.63	2016	1,585,910	8.63	2016	1,658,304
				1,628,783			1,674,704
				2,224,582			1,744,708

		2012年 2012	2011年 2011
		人民幣千元 RMB'000	人民幣千元 RMB'000
須償還銀行貸款：	Analysed into bank loans repayable:		
一年內或於要求時	Within one year or on demand	595,799	70,004
第二年內	In the second year	21,437	16,400
第三年至第五年內(包括首尾兩年)	In the third to fifth years, inclusive	21,436	-
		638,672	86,404
須償還其他借款：	Analysed into other borrowings repayable:		
第三年至第五年內(包括首尾兩年)	In the third to fifth years, inclusive	1,585,910	1,658,304
		2,224,582	1,744,708



NOTES TO FINANCIAL STATEMENTS (Continued)

2012年12月31日  
31 December 2012

24. 銀行貸款及其他借款(續)

24. BANK LOANS AND OTHER BORROWINGS  
(Continued)

本公司	Company	2012年 2012			2011年 2011		
		實際利率 Effective interest rate	到期日 Maturity	人民幣千元 RMB'000	實際利率 Effective interest rate	到期日 Maturity	人民幣千元 RMB'000
		(%)			(%)		
<b>流動</b>	<b>Current</b>						
無抵押銀行貸款	Unsecured bank loans	2.43	2013	291,906			-
<b>非流動</b>	<b>Non-current</b>						
優先票據	The Senior Notes	8.63	2016	1,585,910	8.63	2016	1,658,304
				<b>1,877,816</b>			<b>1,658,304</b>

		2012年 2012	2011年 2011
		人民幣千元 RMB'000	人民幣千元 RMB'000
須償還銀行貸款：	Analysed into bank loans repayable:		
一年內或於要求時	Within one year or on demand	291,906	-
須償還其他借款：	Analysed into other borrowings repayable:		
第三年至第五年內(包括首尾兩年)	In the third to fifth years, inclusive	1,585,910	1,658,304
		<b>1,877,816</b>	<b>1,658,304</b>

附註：

1. 於2012年12月31日，本集團以美元、港元及人民幣計值的銀行貸款總額分別為人民幣194,682,000元(2011年：人民幣6,004,000元)、人民幣291,906,000元(2011年：無)及人民幣152,084,000元(2011年：人民幣80,400,000元)。

於2012年12月31日，有抵押銀行貸款以本集團賬面淨值總額為人民幣26,332,000元(2011年：無)的存貨作抵押。

於2011年12月31日，有抵押銀行貸款以本集團賬面淨值總額為人民幣129,561,000元的若干樓宇及機器以及賬面淨值總額為人民幣26,914,000元的若干預付土地租賃款作抵押。

Notes:

1. As at 31 December 2012, the Group's bank loans are denominated in US\$, HK\$ and RMB at aggregate amounts of RMB194,682,000 (2011: RMB6,004,000), RMB291,906,000 (2011: Nil) and RMB152,084,000 (2011: RMB80,400,000), respectively.

As at 31 December 2012, the secured bank loans are secured by the Group's inventories with an aggregate net carrying amount of RMB26,332,000 (2011: Nil).

As at 31 December 2011, the secured bank loans were secured by certain of the Group's buildings and machinery with an aggregate net carrying amount of RMB129,561,000 and certain prepaid land lease payments with an aggregate net carrying amount of RMB26,914,000.

2012年12月31日  
31 December 2012

## 24. 銀行貸款及其他借款(續)

附註：(續)

2. 優先票據於新加坡證券交易所有限公司上市，利息按年利率7.875%計算，並於5月13日及11月13日每半年支付，除非提前贖回，優先票據於2016年5月13日到期。本公司可自行選擇於到期日前任何時間根據購買協議贖回全部或部分優先票據。

優先票據由本公司若干附屬公司保證並以該等提供保證的附屬公司的股份為第一優先固定押項。

於年內，本公司購回及註銷本金總額為9,820,000美元(2011年：31,300,000美元)的優先票據，於損益內確認利益人民幣4,259,000元(2011年：人民幣24,662,000元)。於2012年12月31日，優先票據的未償還本金總額為258,880,000美元(2011年：268,700,000美元)。

於2012年12月31日，根據全球領先財經市場資料供應商提供的市場報價，優先票據的公平值為270,530,000美元(約等於人民幣1,706,766,000元)(2011年：227,723,000美元(約等於人民幣1,434,860,000元))。

## 24. BANK LOANS AND OTHER BORROWINGS (Continued)

Notes: (Continued)

2. The Senior Notes are listed on the Singapore Exchange Securities Trading Limited. They carry interest at 7.875% per annum, payable semi-annually in arrears on 13 May and 13 November, and will mature on 13 May 2016 unless redeemed earlier. The Company can at its option redeem all or a portion of the Senior Notes at any time prior to the maturity date in accordance with the purchase agreement.

The Senior Notes are guaranteed by certain of the Company's subsidiaries and secured by a first-priority fixed charge over the shares of those subsidiaries providing such guarantee.

During the year, the Company repurchased and cancelled the Senior Notes in aggregate principal amount of US\$9,820,000 (2011: US\$31,300,000) with a gain of RMB4,259,000 (2011: RMB24,662,000) recognised in profit or loss. The outstanding principal amount of the Senior Notes was US\$258,880,000 as at 31 December 2012 (2011: US\$268,700,000).

As at 31 December 2012, the fair value of the Senior Notes based on the quoted market price provided by a leading global financial market data provider was US\$270,530,000 (approximately RMB1,706,766,000 equivalent) (2011: US\$227,723,000 (approximately RMB1,434,860,000 equivalent)).

NOTES TO FINANCIAL STATEMENTS (Continued)

2012年12月31日  
31 December 2012

25. 遞延稅項

以下為於年內已確認的主要遞延稅項資產／  
(負債)及其變動：

25. DEFERRED TAX

The following are the major deferred tax assets/(liabilities)  
recognised and their movements during the year:

		資產的 減值撥備 Provision for impairment of assets 人民幣千元 RMB'000	加速稅項折舊 Accelerated tax depreciation 人民幣千元 RMB'000	收購 附屬公司 導致公平值 調整 Fair value adjustments arising from acquisition of a subsidiary 人民幣千元 RMB'000	中國 附屬公司 可分派 溢利的 預提所得稅 Withholding tax on distributable profits of subsidiaries in the PRC 人民幣千元 RMB'000	遞延 政府補助 Deferred government grants 人民幣千元 RMB'000	總計 Total 人民幣千元 RMB'000
於2011年1月1日 (扣自)／計入年度 損益(附註9)	At 1 January 2011 (Charged)/credited to the profit or loss for the year (note 9)	694 (183)	-	(3,495) 105	(41,283) (28,000)*	1,601 -	(42,483) (28,078)
於2011年12月31日及 2012年1月1日 計入／(扣自)年度 損益(附註9)	At 31 December 2011 and 1 January 2012 Credited/(charged) to the profit or loss for the year (note 9)	511 1,243	- 284	(3,390) 89	(69,283) 7,949*	1,601 (64)	(70,561) 9,501
於2012年12月31日	At 31 December 2012	<b>1,754</b>	<b>284</b>	<b>(3,301)</b>	<b>(61,334)</b>	<b>1,537</b>	<b>(61,060)</b>

\* 於2012年12月31日，該金額為經抵銷中國附屬公司於年內向海外投資者宣派股息而產生的已實現遞延稅項負債人民幣22,500,000元(2011年：人民幣12,801,000元)後，本公司就該等附屬公司可分派溢利作出的遞延稅項撥備人民幣14,551,000元(2011年：人民幣40,801,000元)。

\* The amount as at 31 December 2012 represented the deferred tax provision of RMB14,551,000 (2011: RMB40,801,000) on the distributable profits of the Company's subsidiaries in the PRC after offsetting the realised deferred tax liabilities of RMB22,500,000 (2011: RMB12,801,000) arising from dividends declared by these subsidiaries to their foreign investors during the year.

2012年12月31日  
31 December 2012

25. 遞延稅項(續)

25. DEFERRED TAX (Continued)

		2012年 2012 人民幣千元 RMB'000	2011年 2011 人民幣千元 RMB'000
於12月31日的綜合財務狀況表內 確認的遞延稅項資產總額	Gross deferred tax assets recognised in the consolidated statement of financial position at 31 December	3,575	2,112
於12月31日的綜合財務狀況表內 確認的遞延稅項負債總額	Gross deferred tax liabilities recognised in the consolidated statement of financial position at 31 December	(64,635)	(72,673)
		(61,060)	(70,561)

根據中國企業所得稅法，在中國內地成立的外資企業向外國投資者宣派的股息須繳納10%的預提所得稅。該規定自2008年1月1日起生效，適用於自2007年12月31日起獲得的盈利。倘中國內地與該外國投資者所在司法權區有簽訂稅務條約，則可按較低稅率繳納預提所得稅。就本集團而言，適用的預提所得稅稅率為5%。因此，就該等於中國內地成立的附屬公司就2008年1月1日起所得盈利而分派的股息而言，本集團須繳納預提所得稅。

於2012年12月31日，由於本公司控制該等附屬公司的股息政策，且該等溢利於可見將來分派的可能性不大，故本集團並無確認該等附屬公司未分派溢利暫時差異人民幣2,303,729,000元(2011年：人民幣905,534,000元)的遞延稅項負債(須於分派該等保留溢利時支付)人民幣115,186,000元(2011年：人民幣45,276,000元)。

26. 遞延收益

遞延收益指本集團收取的政府補助，作為其在長春及大慶興建新工廠物業的財政補貼。所收取的補助於有關物業預期可使用年限內按年以等額撥入損益內確認。

Pursuant to the PRC CIT Law, a 10% withholding tax is levied on dividends declared to foreign investors from the foreign investment enterprises established in Mainland China. The requirement is effective from 1 January 2008 and applies to earnings after 31 December 2007. A lower withholding tax rate may be applied if there is a tax treaty between Mainland China and the jurisdiction of the foreign investors. The applicable rate for the Group is 5%. The Group is therefore liable for withholding taxes on dividends distributed by those subsidiaries established in Mainland China in respect of their earnings generated from 1 January 2008.

As at 31 December 2012, the Group has not recognised deferred tax liabilities of RMB115,186,000 (2011: RMB45,276,000) in respect of temporary differences relating to the undistributed profits of subsidiaries, amounting to RMB2,303,729,000 (2011: RMB905,534,000), that would be payable on the distribution of these retained profits as the Company controls the dividend policy of these subsidiaries and it is probable that these profits will not be distributed in the foreseeable future.

26. DEFERRED INCOME

Deferred income represented government grants received by the Group as financial subsidies for its construction of new factory premises in Changchun and Daqing. The grants received are released to profit or loss over the expected useful lives of the relevant properties by equal annual installments.

2012年12月31日  
31 December 2012

27. 股本

27. SHARE CAPITAL

股份	Shares	2012年 2012	2011年 2011
法定：	<b>Authorised:</b>		
20,000,000,000(2011年：20,000,000,000)股 每股面值0.05港元的普通股	20,000,000,000 (2011: 20,000,000,000) ordinary shares of HK\$0.05 each	1,000,000,000港元 HK\$1,000,000,000	1,000,000,000港元 HK\$1,000,000,000
已發行及繳足：	<b>Issued and fully paid:</b>		
3,033,602,350(2011年：3,005,906,950)股 每股面值0.05港元的普通股	3,033,602,350 (2011: 3,005,906,950) ordinary shares of HK\$0.05 each	151,680,118港元 HK\$151,680,118	150,295,348港元 HK\$150,295,348
等值於	Equivalent to	人民幣132,660,000元 RMB132,660,000	人民幣131,537,000元 RMB131,537,000

年內本公司已發行股本變動如下：

The following changes in the Company's issued share capital took place during the year:

		每股面值 0.05港元的 普通股數目	普通股面值	
		Number of ordinary shares of HK\$0.05 each	千港元 HK\$'000	人民幣千元 RMB'000
已發行及繳足：	<b>Issued and fully paid:</b>			
於2011年12月31日及 2012年1月1日	As at 31 December 2011 and 1 January 2012	3,005,906,950	150,295	131,537
因行使購股權(附註)	Upon exercise of the share options (note)	27,695,400	1,385	1,123
於2012年12月31日	As at 31 December 2012	<b>3,033,602,350</b>	<b>151,680</b>	<b>132,660</b>

附註：

通過按行使價每股股份1.82港元行使由本公司授出的購股權，本公司於年內發行合共27,695,400股(2011年：5,906,950股)每股面值0.05港元的普通股，總現金代價(未計開支)約50,406,000港元(2011年：10,751,000港元)(約等於人民幣40,872,000元(2011年：人民幣8,716,000元))。該等於年內發行股份在各方面與本公司當時現存股份享有同等權益。

Note:

Pursuant to the exercise of the share options at the exercise price of HK\$1.82 each granted by the Company, the Company issued a total of 27,695,400 ordinary shares (2011: 5,906,950 ordinary shares) of HK\$0.05 each for a total cash consideration, before expenses, of approximately HK\$50,406,000 (2011: HK\$10,751,000) (approximately RMB40,872,000 (2011: RMB8,716,000) equivalent) during the year. The shares issued during the year rank pari passu in all respects with the then existing shares of the Company.

2012年12月31日  
31 December 2012

## 28. 儲備

### (A) 本集團

本集團本年度及過往年度的儲備金額及其變動已於綜合權益變動表內呈列。

根據適用於中外合營企業的相關法律及法規，本集團在中國成立的附屬公司的部分溢利已轉撥至用途受限制的儲備基金。

### (B) 本公司

## 28. RESERVES

### (A) GROUP

The amounts of the Group's reserves and the movements therein for the current and prior years are presented in the consolidated statement of changes in equity.

Pursuant to the relevant laws and regulations for Sino-foreign joint venture enterprises, a portion of the profits of the Group's subsidiaries which are established in the PRC has been transferred to reserve funds which are restricted as to use.

### (B) COMPANY

		購股權 儲備	匯兌波動 儲備	保留溢利	總計	
	附註	Share premium	Exchange fluctuation reserve	Retained profits	Total	
	Note	人民幣千元 RMB'000	人民幣千元 RMB'000	人民幣千元 RMB'000	人民幣千元 RMB'000	
於2011年1月1日	At 1 January 2011	1,673,604	35,891	(59,488)	347,258	1,997,265
年內全面收益總額	Total comprehensive income for the year	-	-	(97,744)	324,271	226,527
發行股份	Issue of shares	13,645	(5,169)	-	-	8,476
額外上市費用	Additional listing expenses	(3,259)	-	-	-	(3,259)
以股權結算的 購股權安排	Equity-settled share option arrangements	-	41,682	-	-	41,682
確認向擁有人分派的 股息	Dividends recognised as distributions to owners	-	-	-	(303,026)	(303,026)
於2011年12月31日及 2012年1月1日	At 31 December 2011 and 1 January 2012	1,683,990	72,404	(157,232)	368,503	1,967,665
年內全面收益總額	Total comprehensive income for the year	-	-	256	302,123	302,379
發行股份	Issue of shares	64,251	(24,569)	-	-	39,682
以股權結算的 購股權安排	Equity-settled share option arrangements	-	20,252	-	-	20,252
確認向擁有人分派的 股息	Dividends recognised as distributions to owners	-	-	-	(293,834)	(293,834)
於2012年12月31日	At 31 December 2012	<b>1,748,241</b>	<b>68,087</b>	<b>(156,976)</b>	<b>376,792</b>	<b>2,036,144</b>



2012年12月31日  
31 December 2012

## 28. 儲備(續)

### (B) 本公司(續)

購股權儲備包括已授予但未行使的購股權的公平值(誠如財務報表附註2.4以股份為基準的付款交易的會計政策所詳述)。有關金額將於相關購股權獲行使時轉撥至股份溢價賬或於相關購股權到期或被沒收時轉撥至保留溢利。

## 29. 購股權計劃

於2010年5月14日(「採納日期」)，本公司就對本集團的成功經營作出貢獻的合資格參與人提供激勵及獎勵而採納一項購股權計劃(「購股權計劃」)及一項首次公開發售前購股權計劃(「首次公開發售前購股權計劃」)。

### 購股權計劃

購股權計劃的合資格參與人(「合資格人士」)包括(a)本集團任何成員公司的任何執行董事、經理，或擔當行政、管理、監督或類似職位的其他僱員(「行政人員」)、任何全職或兼職僱員，或暫時派往本集團任何成員公司全職工作或兼職工作的僱員；(b)本集團任何成員公司的董事或候任董事(包括獨立非執行董事)；(c)本集團任何成員公司的直接或間接股東；(d)本集團任何成員公司的貨品或服務供應商；(e)本集團任何成員公司的客戶、顧問、業務或合營夥伴、特許經營商、承包商、代理或代表；(f)向本集團任何成員公司提供設計、研究、開發或其他支援或任何諮詢、顧問、專業或其他服務的人士或實體；及(g)上述(a)至(c)段所述任何人士的聯繫人。

## 28. RESERVES (Continued)

### (B) COMPANY (Continued)

The share option reserve comprises the fair value of share options granted which are yet to be exercised, as further explained in the accounting policy for share-based payment transactions in note 2.4 to the financial statements. The amount will either be transferred to the share premium account when the related options are exercised, or be transferred to retained profits should the related options expire or be forfeited.

## 29. SHARE OPTION SCHEMES

On 14 May 2010 (the “Adoption Date”), the Company adopted a share option scheme (the “Share Option Scheme”) and a pre-initial public offering share option scheme (the “Pre-IPO Share Option Scheme”) for the purpose of providing incentives and rewards to eligible participants who contribute to the success of the Group’s operations.

### SHARE OPTION SCHEME

Eligible participants of the Share Option Scheme (“Eligible Persons”) include (a) any executive director of, manager of, or other employee holding an executive, managerial, supervisory or similar position in any member of the Group (“Executive”), any full-time or part-time employee, or a person for the time being seconded to work full-time or part-time for any member of the Group; (b) a director or proposed director (including an independent non-executive director) of any member of the Group; (c) a direct or indirect shareholder of any member of the Group; (d) a supplier of goods or services to any member of the Group; (e) a customer, consultant, business or joint venture partner, franchisee, contractor, agent or representative of any member of the Group; (f) a person or entity that provides design, research, development or other support or any advisory, consultancy, professional or other services to any member of the Group; and (g) an associate of any of the persons referred to in paragraphs (a) to (c) above.

2012年12月31日  
31 December 2012

## 29. 購股權計劃(續)

### 購股權計劃(續)

購股權計劃的有效期限自採納日期起計為期10年。提呈授出的購股權可由董事會批准授出購股權之日(「提呈日期」)起計28日期間內供有關合資格人士接納，但在購股權計劃的有效期限屆滿後，則不可接納授出的購股權。當本公司於相關合資格人士必須接納提呈購股權當日(即提呈日期後不多於28日)或之前收到一式兩份由承授人正式簽署構成接納提呈購股權的提呈函件連同支付本公司的價款1港元作為授出代價後，則購股權將被視為已授出及獲合資格人士接納及已生效。上述價款在任何情況下均不獲退還。

於2012年12月31日，本公司並無根據購股權計劃授出任何購股權(2011年：無)。

### 首次公開發售前購股權計劃

首次公開發售前購股權計劃旨在給予僱員於本公司持有個人權益的機會，激勵彼等日後於本集團發揮最佳表現及效率，及／或獎勵彼等於過往的貢獻，以吸納及挽留該等對本集團業績、增長或成功至關重要及／或其貢獻有利於本集團業績、增長或成功的僱員，或與該等僱員維持長遠關係。首次公開發售前購股權計劃的主要條款與購股權計劃的條款大致相同，惟下列者除外：

- (i) 首次公開發售前購股權計劃項下的每股認購價較發售價2.6港元折讓30%；及

## 29. SHARE OPTION SCHEMES (Continued)

### SHARE OPTION SCHEME (Continued)

The Share Option Scheme shall be valid and effective for a period of 10 years commencing on the Adoption Date. An offer of the grant of a share option shall remain open for acceptance by the Eligible Person concerned for a period of 28 days from the date of the Board approving the grant of the share options (the "Offer Date") provided that no such grant of an option may be accepted after the expiry of the effective period of the Share Option Scheme. An option shall be deemed to have been granted and accepted by the Eligible Person and to have taken effect when the duplicate offer letter comprising acceptance of the offer of the Option duly signed by the grantee together with a remittance in favour of the Company of HK\$1 by way of consideration for the grant thereof is received by the Company on or before the date upon which an offer of an option must be accepted by the relevant Eligible Person, being a date not later than 28 days after the Offer Date. Such remittance shall in no circumstances be refundable.

No share options have been granted under the Share Option Scheme as at 31 December 2012 (2011: Nil).

### PRE-IPO SHARE OPTION SCHEME

The purpose of the Pre-IPO Share Option Scheme is to give the employees an opportunity to have a personal stake in the Company and help motivate them to optimise their future performance and efficiency to the Group and/or to reward them for their past contributions, to attract and retain or otherwise maintain on-going relationships with such employees who are significant to and/or whose contributions are or will be beneficial to the performance, growth or success of the Group. The principal terms of the Pre-IPO Share Option Scheme are substantially the same as the terms of the Share Option Scheme except that:

- (i) the subscription price per share under the Pre-IPO Share Option Scheme shall be at a 30% discount to the offer price of HK\$2.6; and

2012年12月31日  
31 December 2012

## 29. 購股權計劃(續)

### 首次公開發售前購股權計劃(續)

- (ii) 首次公開發售前購股權計劃項下授出的所有購股權將按以下方式歸屬：

歸還期限	可行使購股權的最高百分比
自上市日期第一個週年日起至緊接上市日期第二個週年日前之日止	購股權涉及股份總數的 <b>25%</b>
自上市日期第二個週年日起至緊接上市日期第三個週年日前之日止	購股權涉及股份總數的 <b>35%</b>
自上市日期第三個週年日起至緊接上市日期第四個週年日前之日止	購股權涉及股份總數的 <b>40%</b>

購股權期限將於上市日期第四個週年日屆滿。

首次公開發售前購股權計劃項下的所有購股權已於2010年5月21日授予，各承授人支付的代價為1港元。本公司因行使根據首次公開發售前購股權計劃授出的所有購股權而可能發行的本公司股份總數為115,378,000股。

首次公開發售前購股權計劃並無賦予持有人獲派股息或於股東大會上投票的權利。

## 29. SHARE OPTION SCHEMES (Continued)

### PRE-IPO SHARE OPTION SCHEME (Continued)

- (ii) all options granted under the Pre-IPO Share Option Scheme will only be vested in the following manner:

Vesting period	Maximum percentage of options exercisable
From the 1st anniversary of the Listing Date until the day immediately before the 2nd anniversary of the Listing Date	25% of the total number of the shares under options
From the 2nd anniversary of the Listing Date until the day immediately before the 3rd anniversary of the Listing Date	35% of the total number of the shares under options
From the 3rd anniversary of the Listing Date until the day immediately before the 4th anniversary of the Listing Date	40% of the total number of the shares under options

The option period shall be expired on the fourth anniversary of the Listing Date.

All the options under the Pre-IPO Share Option Scheme were granted on 21 May 2010 at a consideration of HK\$1 paid by each grantee. The total number of shares of the Company which may be issued upon the exercise of all options granted under the Pre-IPO Share Option Scheme is 115,378,000.

Pre-IPO Share Options do not confer rights on the holders to dividends or to vote at shareholders' meetings.

2012年12月31日  
31 December 2012

## 29. 購股權計劃(續)

### 首次公開發售前購股權計劃(續)

於2010年5月21日授出的首次公開發售前購股權的公平值估計約為128,071,000港元，此乃經考慮所授出購股權的條款及條件後，使用二項模式得出。下表載列模式所採用的輸入參數：

批次	Batch	1	2	3
派息率(%)	Dividend yield (%)	3.169	3.169	3.169
預期波幅(%)	Expected volatility (%)	56.58	56.58	56.58
無風險息率(%)	Risk-free rate (%)	0.794	0.956	1.126
購股權的估計年期(年)	Expected option period (Years)	2.59	3.09	3.59

年內，首次公開發售前購股權計劃項下尚未行使的購股權載列如下：

		每股行使價 Exercise price 港元 HK\$ per share	購股權數目 Number of options 千份 '000
於2012年1月1日	At 1 January 2012	1.82	107,224
年內行使	Exercised during the year	1.82	(27,695)
年內沒收	Forfeited during the year	1.82	(1,641)
於2012年12月31日	At 31 December 2012	1.82	<b>77,888</b>

年內行使的購股權於行使日期的加權平均股價為每股股份4.81港元(2011年：每股股份6.52港元)。

## 29. SHARE OPTION SCHEMES (Continued)

### PRE-IPO SHARE OPTION SCHEME (Continued)

The fair value of the Pre-IPO Share Options granted on 21 May 2010 was estimated at approximately HK\$128,071,000, using a binomial model, taking into account the terms and conditions upon which the options were granted. The following table lists the inputs to the model used:

The following share options were outstanding under the Pre-IPO Share Option Scheme during the year:

The weighted average share price at the date of exercise for share options exercised during the year was HK\$4.81 per share (2011: HK\$6.52 per share).

NOTES TO FINANCIAL STATEMENTS (Continued)

2012年12月31日  
31 December 2012

29. 購股權計劃(續)

首次公開發售前購股權計劃(續)

於2012年12月31日，尚未行使的購股權的行使價及行使期間載列如下：

購股權數目 Number of options	每股行使價* Exercise price*	行使期間 Exercise period
千份 '000	港元 HK\$ per share	
8,394	1.82	2011年6月23日至2014年6月22日 23 June 2011 to 22 June 2014
25,697	1.82	2012年6月23日至2014年6月22日 23 June 2012 to 22 June 2014
43,797	1.82	2013年6月23日至2014年6月22日 23 June 2013 to 22 June 2014
<b>77,888</b>		

\* 購股權的行使價於供股或發行紅股或本公司股本出現其他類似變動的情況下將進行調整。

本集團就本公司授予的首次公開發售前購股權於截至2012年12月31日止年度內確認的購股權開支為人民幣20,252,000元(2011年：人民幣41,682,000元)。

於2012年12月31日，本公司首次公開發售前購股權計劃項下尚有77,888,250份(2011年：107,223,800份)首次公開發售前購股權未獲行使。倘根據本公司現有資本架構悉數行使該等尚未獲行使的首次公開發售前購股權，將導致本公司發行額外77,888,250股(2011年：107,223,800股)普通股，佔本公司於該日期已發行股份的2.57%(2011年：3.57%)及產生額外約3,894,000港元(2011年：5,361,000港元)的股本及約137,862,000港元(2011年：189,786,000港元)的股份溢價(未扣除發行開支)。

29. SHARE OPTION SCHEMES (Continued)

PRE-IPO SHARE OPTION SCHEME (Continued)

The exercise prices and exercise periods of the share options outstanding as at 31 December 2012 are as follows:

\* The exercise price of the share options is subject to adjustment in case of rights or bonus issues, or other similar changes in the Company's share capital.

The Group recognised a share option expense of RMB20,252,000 for the year ended 31 December 2012 (2011: RMB41,682,000) in relation to the Pre-IPO Share Options granted by the Company.

As at 31 December 2012, the Company had 77,888,250 (2011: 107,223,800) Pre-IPO Share Options outstanding under the Pre-IPO Share Option Scheme. The exercise in full of the outstanding Pre-IPO Share Options would, under the Company's present capital structure, result in the issue of additional 77,888,250 (2011: 107,223,800) ordinary shares of the Company, representing 2.57% (2011: 3.57%) of the Company's shares in issue as at that date and additional share capital of approximately HK\$3,894,000 (2011: HK\$5,361,000) and share premium of approximately HK\$137,862,000 (2011: HK\$189,786,000) (before issue expenses).

2012年12月31日  
31 December 2012

### 30. 業務合併

於2012年3月12日、2012年3月29日及2012年11月13日，本集團分別以現金代價人民幣2,650,000元、人民幣1,750,000元及人民幣35,540,000元收購鶴山市立威油漆有限公司(「鶴山立威」)、吉林迪高門窗製造有限公司(「吉林迪高」)及江門市勇邦家具有限公司(「勇邦」)的100%股權。鶴山立威尚未開始製造及銷售建築化工品業務。吉林迪高主要從事製造、銷售及安裝門窗業務。勇邦主要從事家具製造及銷售業務。被本集團收購後，勇邦已更名為廣東聯塑領尚櫥櫃有限公司。

於收購日期，所收購鶴山立威、吉林迪高及勇邦各自的可識別資產及負債公平值如下：

			鶴山立威 Heshan Liwei	吉林迪高 Jilin Daco	勇邦 Yong Bang	總額 Total
	附註 Notes	人民幣千元 RMB'000	人民幣千元 RMB'000	人民幣千元 RMB'000	人民幣千元 RMB'000	人民幣千元 RMB'000
物業、廠房及設備	Property, plant and equipment	12	2,650	1,351	54,192	58,193
預付土地租賃款	Prepaid land lease payments	13	3,267	-	28,132	31,399
存貨	Inventories		-	8,462	-	8,462
貿易應收款項	Trade receivables		-	505	-	505
預付款及其他應收款項	Prepayments and other receivables		196	3,511	-	3,707
現金及銀行存款	Cash and bank deposits		236	82	737	1,055
貿易應付款項	Trade payables		-	(4,541)	-	(4,541)
其他應付款項及應計費用	Other payables and accruals		(3,699)	(7,620)	(47,521)	(58,840)
可識別資產淨值總額 (按公平值)	Total identifiable net assets at fair value		2,650	1,750	35,540	39,940
以現金支付	Satisfied by cash		2,650	1,750	35,540	39,940

於收購日期，貿易應收款項及其他應收款項的公平值總額分別為人民幣505,000元及人民幣108,000元，與本集團收購該等相應結餘的合約金額總值相若。於收購日期，管理層認為預期無法收回的合約現金流量並不重大。

### 30. BUSINESS COMBINATIONS

On 12 March 2012, 29 March 2012 and 13 November 2012, the Group acquired a 100% equity interest in Heshan Liwei Paint Co., Ltd. ("Heshan Liwei"), Jilin Daco Windows & Doors Profile Manufacture Co., Ltd. ("Jilin Daco") and Jiangmen Yong Bang Furniture Co., Ltd. ("Yong Bang") at a cash consideration of RMB2,650,000, RMB1,750,000 and RMB35,540,000, respectively. Heshan Liwei has not commenced its business of the manufacture and sale of building chemicals. Jilin Daco is principally engaged in the manufacture, sale and installation of doors and windows. Yong Bang is principally engaged in the manufacture and sale of furniture. Yong Bang is renamed as Guangdong Lesso Cabinet Co., Ltd. subsequent to its acquisition by the Group.

The respective fair values of the identifiable assets and liabilities of Heshan Liwei, Jilin Daco and Yong Bang acquired at the dates of acquisition are as follows:

The aggregate fair values of the trade receivables and other receivables as at the dates of acquisition amounted to RMB505,000 and RMB108,000, respectively, which approximate to the gross contractual amounts of those corresponding balances acquired by the Group. At the dates of acquisition, the management considered that the contractual cash flows not expected to be collected is insignificant.



2012年12月31日  
31 December 2012

### 30. 業務合併(續)

有關收購附屬公司的現金流量分析如下：

		人民幣千元 RMB'000
現金代價	Cash consideration	39,940
已收購現金及現金等價物	Cash and cash equivalents acquired	(1,055)
投資活動包括的現金及現金等價物流出淨額	Net outflow of cash and cash equivalents included in investing activities	38,885

自收購以來，該等附屬公司為本集團收入貢獻人民幣19,237,000元，並於截至2012年12月31日止年度的損益內確認虧損人民幣1,499,000元。

倘該合併於年初進行，本集團截至2012年12月31日止年度的收入及本集團截至2012年12月31日止年度的溢利將分別為人民幣10,892,172,000元及人民幣1,230,388,000元。

### 31. 或然負債

於2012年12月31日，本集團無任何重大或然負債(2011年：無)。

於2012年12月31日，本公司就授予附屬公司的銀行融資向銀行發出財務擔保。被要求全數代還擔保時須予支付的總金額為人民幣378,539,000元(2011年：無)，其中人民幣158,944,000元(2011年：無)已獲附屬公司動用。於報告期末，本公司的財務狀況表並無因該擔保而確認任何負債(2011年：無)。

### 32. 資產抵押

以本集團資產抵押的本集團銀行貸款及其他借款的詳情載於財務報表附註24。

### 30. BUSINESS COMBINATIONS (Continued)

An analysis of the cash flows in respect of the acquisitions of subsidiaries is as follows:

Since their acquisitions, these subsidiaries contributed RMB19,237,000 to the Group's revenue and recognised a loss of RMB1,499,000 in profit or loss for the year ended 31 December 2012.

Had the combinations taken place at the beginning of the year, the Group's revenue for the year ended 31 December 2012 and the Group's profit for the year ended 31 December 2012 would have been RMB10,892,172,000 and RMB1,230,388,000 respectively.

### 31. CONTINGENT LIABILITIES

As at 31 December 2012, the Group did not have any significant contingent liabilities (2011: Nil).

As at 31 December 2012, the Company issued financial guarantees to banks in respect of banking facilities granted to a subsidiary. The aggregate amounts that could be required to be paid if the guarantees were called upon in entirety amounted to RMB378,539,000 (2011: Nil), of which RMB158,944,000 (2011: Nil) has been utilised by the subsidiary. As at the end of the reporting period, no amount (2011: Nil) has been recognised in the Company's statement of financial position as liabilities in respect of such guarantees.

### 32. PLEDGE OF ASSETS

Details of the Group's bank loans and other borrowings which are secured by the Group's assets are included in note 24 to the financial statements.

NOTES TO FINANCIAL STATEMENTS (Continued)

2012年12月31日  
31 December 2012

**33. 經營租賃安排**

**(A) 作為出租人**

本集團根據經營租賃安排出租若干生產廠房，租期商定為一至八年不等。

於報告期末，根據與租戶訂立的不可撤銷經營租約，本集團到期應收的未來最低租金總額如下：

		2012年 2012 人民幣千元 RMB'000	2011年 2011 人民幣千元 RMB'000
一年內	Within one year	1,204	641
第二至第五年內(包括首尾兩年)	In the second to fifth years, inclusive	602	–
五年後	After five years	26	–
		<b>1,832</b>	<b>641</b>

**(B) 作為承租人**

本集團根據經營租賃安排，租用若干生產廠房、倉庫及設備。租期商定為一至五年不等。

於報告期末，根據不可撤銷經營租約，本集團到期應付的未來最低租金總額如下：

		2012年 2012 人民幣千元 RMB'000	2011年 2011 人民幣千元 RMB'000
一年內	Within one year	11,208	4,606
第二至第五年內(包括首尾兩年)	In the second to fifth years, inclusive	12,127	13,274
五年後	After five years	–	6,462
		<b>23,335</b>	<b>24,342</b>

**33. OPERATING LEASE ARRANGEMENTS**

**(A) AS LESSOR**

The Group leases certain production plants under operating lease arrangements, with leases negotiated for terms ranging from one to eight years.

At the end of the reporting period, the Group had total future minimum lease receivables under non-cancellable operating leases with its tenants falling due as follows:

**(B) AS LESSEE**

The Group leases certain of its production plants, warehouses and equipment under operating lease arrangements. Leases are negotiated for terms ranging from one to five years.

At the end of the reporting period, the Group had total future minimum lease payments under non-cancellable operating leases falling due as follows:

2012年12月31日  
31 December 2012

### 34. 承擔

於報告期末，本集團有以下資本承擔：

### 34. COMMITMENTS

The Group had the following capital commitments at the end of the reporting period:

		2012年 2012 人民幣千元 RMB'000	2011年 2011 人民幣千元 RMB'000
已訂約但尚未撥備： 土地、物業、廠房及設備	Contracted, but not provided for: Land, property, plant and equipment	320,969	417,306

### 35. 關聯人士交易

(A) 本集團年內與關聯人士有以下重大交易：

### 35. RELATED PARTY TRANSACTIONS

(A) THE GROUP HAD THE FOLLOWING MATERIAL TRANSACTIONS WITH RELATED PARTIES DURING THE YEAR:

		附註 Notes	2012年 2012 人民幣千元 RMB'000	2011年 2011 人民幣千元 RMB'000
於一位董事同一控制公司：	Companies under the common control of a director:			
提供公用事業	Provision of utilities	(i)	4,948	5,138
耗用公用事業	Consumption of utilities	(i)	5,551	—
租金收益	Rental income	(ii)	641	854
租金開支	Rental expenses	(ii)	2,210	—
採購原材料	Purchases of materials	(iii)	5,053	1,689
採購設備	Purchases of equipment	(iv)	55,261	50,849
授予特許商標	Licensing trademarks	(v)	730	583
授予特許專利	Licensing patents	(v)	32	40
一位董事控制的公司提供的代理服務	Agency services from companies under the control of a director	(vi)	4,265	2,314
向董事支付的租金開支	Rental expenses paid to directors	(vii)	3,231	3,410

2012年12月31日  
31 December 2012

### 35. 關聯人士交易(續)

#### (A) 本集團年內與關聯人士有以下重大交易：(續)

附註：

- (i) 公用事業按成本提供予關聯公司／由其提供。
- (ii) 租金收益／開支乃按雙方協定的條款計算。
- (iii) 材料乃根據雙方協定的條款向關聯公司購買。
- (iv) 設備乃經參考關聯公司向其第三方客戶提供的價格及條件後向關聯公司購買。
- (v) 授予關聯公司的特許商標及專利乃根據雙方協定條款進行。
- (vi) 代理服務乃由關聯公司根據雙方協定條款提供。
- (vii) 物業包括辦公室、食堂、車間及倉庫，乃根據雙方協定條款租予本集團。

上述項目的關聯人士交易亦構成上市規則第14A章所界定的關連交易或持續關連交易。

#### (B) 與關聯人士的承諾事項

本集團若干附屬公司為租賃物業作經營用途與董事訂立租賃協議。人民幣9,862,000元(2011年：人民幣23,142,000元)的經營租賃承擔期限為三至九年，包含於財務報表附註33(B)中。

### 35. RELATED PARTY TRANSACTIONS (Continued)

#### (A) THE GROUP HAD THE FOLLOWING MATERIAL TRANSACTIONS WITH RELATED PARTIES DURING THE YEAR: (Continued)

Notes:

- (i) Utilities were provided to/by related companies at cost.
- (ii) Rental income/expenses were based on mutually agreed terms.
- (iii) Purchases of materials from related companies were made based on mutually agreed terms.
- (iv) Purchases of equipment from related companies were made with reference to the prices and conditions offered by the related companies to their third-party customers.
- (v) Licensing trademarks and patents to related companies were conducted based on mutually agreed terms.
- (vi) Agency services were provided by related companies based on mutually agreed terms.
- (vii) Properties including office premises, cafeteria, workshops and warehouses were leased to the Group based on mutually agreed terms.

The related party transactions in respect of the above items also constitute connected transactions or continuing connected transactions as defined in Chapter 14A of the Listed Rules.

#### (B) COMMITMENTS WITH RELATED PARTIES

Certain of the Group's subsidiaries have entered into lease agreements with directors to lease properties for operations. The operating lease commitments of RMB9,862,000 (2011: RMB23,142,000) with lease terms of three to nine years have been included in note 33(B) to the financial statements.

NOTES TO FINANCIAL STATEMENTS (Continued)

2012年12月31日  
31 December 2012

35. 關聯人士交易(續)

(C) 本集團主要管理人員薪酬(包括董事  
酬金(附註8))

		2012年 2012 人民幣千元 RMB'000	2011年 2011 人民幣千元 RMB'000
短期僱員福利	Short-term employee benefits	6,105	6,025
退休後福利	Post-employment benefits	232	208
以股權結算的購股權開支	Equity-settled share option expense	4,039	7,840
		10,376	14,073

35. RELATED PARTY TRANSACTIONS (Continued)

(C) COMPENSATION OF THE GROUP'S KEY  
MANAGEMENT PERSONNEL (INCLUDING DIRECTORS'  
REMUNERATION (NOTE 8))

36. 金融工具及公平值

於報告期末，各類金融工具的賬面值如下：

36. FINANCIAL INSTRUMENTS AND FAIR  
VALUE

The carrying amounts of each of the categories of financial  
instruments as at the end of the reporting period are as follows:

本集團	Group	附註 Notes	2012年 2012 人民幣千元 RMB'000	2011年 2011 人民幣千元 RMB'000
<b>金融資產</b>	<b>Financial assets</b>			
<b>投資</b>	<b>Investments</b>			
持有至到期投資	Held-to-maturity investments	16	288,690	—
可供出售投資	Available-for-sale investments	17	—	156,508
			288,690	156,508
<b>貸款及應收款項</b>	<b>Loans and receivables</b>			
貿易應收款項及票據	Trade and bills receivables	19	1,009,534	748,358
其他應收款項	Other receivables	20	19,610	4,492
現金及銀行存款	Cash and bank deposits	21	1,922,325	2,116,641
			2,951,469	2,869,491
			3,240,159	3,025,999
<b>金融負債</b>	<b>Financial liabilities</b>			
<b>按攤銷成本列賬的金融負債</b>	<b>Financial liabilities at amortised cost</b>			
貿易應付款項及票據	Trade and bills payables	22	512,054	191,314
計入其他應付款項及 應計費用的金融負債	Financial liabilities included in other payables and accruals	23	233,582	285,963
銀行貸款及其他借款	Bank loans and other borrowings	24	2,224,582	1,744,708
			2,970,218	2,221,985

2012年12月31日  
31 December 2012

36. 金融工具及公平值(續)

36. FINANCIAL INSTRUMENTS AND FAIR VALUE (Continued)

本公司	Company	附註 Notes	2012年 2012 人民幣千元 RMB'000	2011年 2011 人民幣千元 RMB'000
<b>金融資產</b>	<b>Financial assets</b>			
<b>貸款及應收款項</b>	<b>Loans and receivables</b>			
向一間附屬公司貸款	Loans to a subsidiary	14	1,365,118	1,365,073
預付款、按金及其他應收款項	Prepayment, deposits and other receivables		3,217	350
應收一間附屬公司款項	Amounts due from a subsidiary	14	–	184,938
現金及銀行存款	Cash and bank deposits	21	57,509	16,651
			<b>1,425,844</b>	<b>1,567,012</b>
<b>金融負債</b>	<b>Financial liability</b>			
<b>按攤銷成本列賬的金融負債</b>	<b>Financial liability at amortised cost</b>			
銀行貸款及其他借款	Bank loans and other borrowings	24	1,877,816	1,658,304

公平值估計乃按於指定時間根據有關金融工具的相關市場資料作出。金融資產及負債的公平值以該工具自願交易方(而非強迫或清盤出售)當前交易下之可交易金額入賬。下列方法及假設乃用以估計公平值：

- 持有至到期投資、可供出售投資及優先票據的公平值乃源自活躍市場相同資產或負債的報價，即符合香港財務報告準則第7號的公平值架構第一層。
- 貿易應收款項及票據、其他應收款項、現金及銀行存款、貿易應付款項及票據、計入其他應付款項及應計費用的金融負債的公平值與其賬面值相若，主要由於該等工具的到期日短。
- 銀行貸款及其他借款(不包括優先票據)的公平值乃透過按現時應用在具相若條款、信貸風險及剩餘到期日的工具上的利率對預期未來現金流量進行貼現而計算得出。

Fair value estimates are made at a specific point in time and are based on relevant market information about the financial instruments. The fair values of financial assets and liabilities are included at the amount at which the instrument could be exchanged in a current transaction between willing parties, other than in a forced or liquidation sale. The following methods and assumptions were used to estimate the fair values:

- The fair values of held-to-maturity investments, available-for-sale investments and the Senior Notes are derived from quoted prices in active market for identical assets or liabilities, i.e. level 1 fair value hierarchy in accordance with HKFRS 7.
- The fair values of trade and bills receivables, other receivables, cash and bank deposits, trade and bills payables and financial liabilities included in other payables and accruals approximate to their carrying amounts largely due to the short-term maturities of these instruments.
- The fair values of bank loans and other borrowings (excluding the Senior Notes) have been calculated by discounting the expected future cash flows using rates currently available for instruments on similar terms, credit risk and remaining maturities.



2012年12月31日  
31 December 2012

### 36. 金融工具及公平值(續)

除財務報表附註16及24分別披露的持有至到期投資及優先票據外，於報告期末，本集團按攤銷成本於財務報表列賬的金融工具的賬面值與其公平值相若。

### 37. 金融風險管理目標及政策

本集團的主要金融工具包括銀行貸款及其他借款以及現金及短期存款。該等金融工具的主要用途乃為本集團的營運籌集資金。本集團亦有其他由業務直接產生的不同金融資產及負債，例如貿易應收款項及其他應收款項及貿易應付款項及其他應付款項。

本集團金融工具產生的主要風險為利率風險、外幣風險、信貸風險及流動資金風險。由於本集團所承擔的該等風險維持於最低水平，本集團並無使用任何衍生工具及其他工具以作對沖之用。本集團並無持有或發行衍生金融工具以作買賣之用。董事會已審閱並同意該等風險管理的政策，茲概述如下。

### 36. FINANCIAL INSTRUMENTS AND FAIR VALUE (Continued)

Except for the held-to-maturity investments and the Senior Notes disclosed in notes 16 and 24 respectively to the financial statements, the carrying amounts of the Group's financial instruments recorded at amortised cost in the financial statements approximated to their fair values as at the end of the reporting period.

### 37. FINANCIAL RISK MANAGEMENT OBJECTIVES AND POLICIES

The Group's principal financial instruments comprise bank loans and other borrowings and cash and short-term deposits. The main purpose of these financial instruments is to raise finance for the Group's operations. The Group has various other financial assets and liabilities such as trade and other receivables and trade and other payables, which arise directly from its operations.

The main risks arising from the Group's financial instruments are interest rate risk, foreign currency risk, credit risk and liquidity risk. As the Group's exposure to these risks is kept to a minimum, the Group has not used any derivatives and other instruments for hedging purposes. The Group does not hold or issue derivative financial instruments for trading purposes. The Board reviews and agrees policies for managing each of these risks and they are summarised below.

2012年12月31日  
31 December 2012

### 37. 金融風險管理目標及政策(續)

#### 利率風險

浮動利率工具將導致本集團面臨現金流量利率風險，而固定利率工具將導致本集團面臨公平值利率風險。

下表顯示假設於報告期末尚未償還的浮動利率借款於全年仍未償還，且所有其他變數保持不變，本集團除稅前溢利對合理可能的利率變動之敏感度。

### 37. FINANCIAL RISK MANAGEMENT OBJECTIVES AND POLICIES (Continued)

#### INTEREST RATE RISK

In respect of the floating interest rate instruments, the Group is subject to the cash flow interest rate risk, while for the fixed interest rate instruments, the Group is subject to fair value interest rate risk.

The following table demonstrates the sensitivity to a reasonably possible change in interest rate, with all other variables held constant, of the Group's profit before tax by assuming the floating rate borrowings outstanding at the end of the reporting period were outstanding for the whole year.

		基準點 增加/(減少) Increase/ (decrease) in basis points	除稅前溢利 增加/(減少) Increase/ (decrease) in profit before tax 人民幣千元 RMB'000
截至2012年12月31日止年度	Year ended 31 December 2012	50	(2,433)
截至2012年12月31日止年度	Year ended 31 December 2012	(50)	2,433
截至2011年12月31日止年度	Year ended 31 December 2011	50	(432)
截至2011年12月31日止年度	Year ended 31 December 2011	(50)	432

2012年12月31日  
31 December 2012

37. 金融風險管理目標及政策(續)

外幣風險

本集團的主要業務均位於中國內地，而大部分交易均以人民幣進行。本集團大部分資產及負債以人民幣計值，惟若干銀行結餘及銀行貸款及其他借款以港元及美元計值。本集團並無為其匯率風險進行對沖。

下表顯示於報告期末，在所有其他變數保持不變的情況下，本集團除稅前溢利對人民幣兌其他有關貨幣匯率的合理可能變動(由於貨幣性資產及貸款的公平值變動所致)之敏感度。

37. FINANCIAL RISK MANAGEMENT OBJECTIVES AND POLICIES (Continued)

FOREIGN CURRENCY RISK

The Group's main businesses are located in Mainland China and most of the transactions are conducted in RMB. Most of the Group's assets and liabilities are denominated in RMB, except for certain bank balances and bank loans and other borrowings denominated in HK\$ and US\$. The Group has not hedged its foreign exchange rate risk.

The following table demonstrates the sensitivity at the end of the reporting period to a reasonably possible change in the RMB against the relevant currencies, with all other variables held constant, of the Group's profit before tax (due to changes in the fair value of monetary assets and loans).

		港元/美元匯率 上升/(下跌)	除稅前 溢利 增加/(減少)
		Increase/ (decrease) in HK\$/US\$ rate	Increase/ (decrease) in profit before tax
		%	人民幣千元 RMB'000
<b>2012年</b>	<b>2012</b>		
倘人民幣兌港元貶值	If the RMB weakens against the HK\$	5	461
倘人民幣兌港元升值	If the RMB strengthens against the HK\$	(5)	(461)
倘人民幣兌美元貶值	If the RMB weakens against the US\$	5	(88,326)
倘人民幣兌美元升值	If the RMB strengthens against the US\$	(5)	88,326
<b>2011年</b>	<b>2011</b>		
倘人民幣兌港元貶值	If the RMB weakens against the HK\$	5	1,419
倘人民幣兌港元升值	If the RMB strengthens against the HK\$	(5)	(1,419)
倘人民幣兌美元貶值	If the RMB weakens against the US\$	5	(82,697)
倘人民幣兌美元升值	If the RMB strengthens against the US\$	(5)	82,697

2012年12月31日  
31 December 2012

### 37. 金融風險管理目標及政策(續)

#### 信貸風險

本集團僅與獲公認及信譽可靠的第三方進行交易。按照本集團的政策，所有擬按信貸期進行交易的客戶，必須先通過信貸核實程序。此外，本集團持續監察應收結餘的情況及本集團的壞賬風險並不重大。

本集團的其他金融資產(包括現金及銀行存款及其他應收款項)的信貸風險源自交易對方的潛在違約，最大風險程度等於該等工具的賬面值。

由於本集團僅與獲公認及信譽可靠的第三方進行交易，故不需要抵押品。

#### 流動資金風險

管理層致力維持充裕的現金及現金等價物，並透過不同渠道為本集團承擔獲得資金。

以已訂約未折讓付款為基準，本集團於各報告期末的金融負債到期情況如下：

本集團	Group	2012年 2012			總計 Total
		1年內 Within 1 year	1至2年內 1 to 2 years	2年以上 More than 2 years	
		人民幣千元 RMB '000	人民幣千元 RMB '000	人民幣千元 RMB '000	人民幣千元 RMB '000
貿易應付款項及票據	Trade and bills payables	512,054	–	–	512,054
計入其他應付款項及 應計費用的金融負債	Financial liabilities included in other payables and accruals	233,582	–	–	233,582
銀行貸款及其他借款	Bank loans and other borrowings	729,455	151,133	1,848,131	2,728,719
		1,475,091	151,133	1,848,131	3,474,355

### 37. FINANCIAL RISK MANAGEMENT OBJECTIVES AND POLICIES (Continued)

#### CREDIT RISK

The Group trades only with recognised and creditworthy third parties. It is the Group's policy that all customers who wish to trade on credit terms are subject to credit verification procedures. In addition, receivable balances are monitored on an ongoing basis and the Group's exposure to bad debts is not significant.

The credit risk of the Group's other financial assets, which comprise cash and bank deposits and other receivables, arises from potential default of the counterparty, with a maximum exposure equal to the carrying amounts of these instruments.

Since the Group trades only with recognised and creditworthy third parties, there is no requirement for collateral.

#### LIQUIDITY RISK

The management aims to maintain sufficient cash and cash equivalents and available funding through various sources of finances to meet the Group's commitments.

The maturity profile of the Group's financial liabilities as at the end of each of the reporting periods, based on the contractual undiscounted payments, is as follows:

2012年12月31日  
31 December 2012

37. 金融風險管理目標及政策(續)

37. FINANCIAL RISK MANAGEMENT OBJECTIVES AND POLICIES (Continued)

流動資金風險(續)

LIQUIDITY RISK (Continued)

		2011年 2011			
		1年內 Within 1 year	1至2年內 1 to 2 years	2年以上 More than 2 years	總計 Total
		人民幣千元 RMB '000	人民幣千元 RMB '000	人民幣千元 RMB '000	人民幣千元 RMB '000
本集團	Group				
貿易應付款項及票據	Trade and bills payables	191,314	–	–	191,314
計入其他應付款項及 應計費用的金融負債	Financial liabilities included in other payables and accruals	285,963	–	–	285,963
銀行貸款及其他借款	Bank loans and other borrowings	205,517	149,774	2,026,371	2,381,662
		682,794	149,774	2,026,371	2,858,939

		2012年 2012			
		1年內 Within 1 year	1至2年內 1 to 2 years	2年以上 More than 2 years	總計 Total
		人民幣千元 RMB '000	人民幣千元 RMB '000	人民幣千元 RMB '000	人民幣千元 RMB '000
本公司	Company				
銀行貸款及其他借款	Bank loans and other borrowings	423,833	128,620	1,826,199	2,378,652
財務擔保合約	Financial guarantee contracts	116,071	21,437	21,436	158,944
		539,904	150,057	1,847,635	2,537,596

上述財務擔保合約所包含的金額，乃於擔保的對手方作出申索時，本公司根據安排須就授予附屬公司之銀行融資的全數擔保金額償付的最高金額。根據報告期末的預期，本公司認為很可能毋須根據該等安排支付款項。

The amount included above for financial guarantee contracts are the maximum amounts the Company could be required to settle under the arrangements for the full guaranteed amounts in connection with banking facilities granted to a subsidiary if that amounts are claimed by the counterparties to the guarantees. Based on expectation at the end of the reporting period, the Company considers that it is more likely than not that no amount will be payable under such arrangements.

2012年12月31日  
31 December 2012

37. 金融風險管理目標及政策(續)

37. FINANCIAL RISK MANAGEMENT OBJECTIVES AND POLICIES (Continued)

流動資金風險(續)

LIQUIDITY RISK (Continued)

本公司	Company	2011年 2011			總計 Total
		1年內 Within 1 year 人民幣千元 RMB '000	1至2年內 1 to 2 years 人民幣千元 RMB '000	2年以上 More than 2 years 人民幣千元 RMB '000	
銀行貸款及其他借款	Bank loans and other borrowings	133,328	133,328	2,026,371	2,293,027

資本管理

本集團資本管理的主要目標為保障本集團繼續以持續基準經營的能力，以及維持合理的資本比率支持其業務，以及將股東的價值提升至最高。

本集團根據經濟狀況變動管理其資本架構及作出調整。為維持及調整資本架構，本集團可調整支付予股東的股息、向股東退回資本或發行新股。年內，管理資本的目標、政策或過程並無變動。

本集團以淨債務對權益比率監控資本，該比率為淨債務除以股本。淨債務包括銀行貸款及其他借款減現金及銀行存款。資本乃指權益總額。

CAPITAL MANAGEMENT

The primary objectives of the Group's capital management are to safeguard the Group's ability to continue as going concern and to maintain reasonable capital ratios in order to support its business and maximise shareholders' value.

The Group manages its capital structure and makes adjustments to it in light of changes in economic conditions. To maintain or adjust the capital structure, the Group may adjust the dividend payment to shareholders, return capital to shareholders or issue new shares. No changes were made in the objectives, policies or processes for managing capital during the year.

The Group monitors capital using a net debt to equity ratio, which is net debt divided by capital. Net debt includes bank loans and other borrowings less cash and bank deposits. Capital represents the total equity.



2012年12月31日  
31 December 2012

### 37. 金融風險管理目標及政策(續)

#### 資本管理(續)

於報告期末，本集團的策略為維持淨債務對權益比率在健康水平，以支持其業務。本集團採取的主要策略包括但不限於審閱未來現金流量需求及支付到期債務的能力，保持可用銀行融資在合理水平及調整投資計劃及融資計劃(如需要)，以確保本集團擁有合理水平的資本支持其業務。於報告期末的淨債務對權益比率如下：

		2012年 2012 人民幣千元 RMB'000	2011年 2011 人民幣千元 RMB'000
銀行貸款及其他借款	Bank loans and other borrowings	2,224,582	1,744,708
減：現金及銀行存款	Less: Cash and bank deposits	(1,922,325)	(2,116,641)
淨債務/(淨現金)	Net debt/(net cash)	302,257	(371,933)
權益總額	Total equity	6,027,918	4,987,365
淨債務對權益比率	Net debt to equity ratio	5%	淨現金 Net cash

### 38. 報告期後事項

於2013年1月15日，本集團訂立買賣協議，以收購廣東聯塑閥門有限公司(本集團執行董事兼最終控股股東黃聯禧先生間接全資擁有的實體)的100%股本權益，現金代價為人民幣116,000,000元。廣東聯塑閥門有限公司主要從事閥門產品製造及銷售業務。該交易於2013年1月完成。

### 39. 批准財務報表

董事會於2013年3月18日批准及授權該等財務報表發布。

### 37. FINANCIAL RISK MANAGEMENT OBJECTIVES AND POLICIES (Continued)

#### CAPITAL MANAGEMENT (Continued)

At the end of the reporting period, the Group's strategy was to maintain the net debt to equity ratio at a healthy level in order to support its businesses. The principal strategies adopted by the Group include, without limitation, reviewing future cash flow requirements and the ability to meet debt repayment schedules when they fall due, maintaining a reasonable level of available banking facilities and adjusting investment plans and financing plans, if necessary, to ensure that the Group has a reasonable level of capital to support its business. The net debt to equity ratios at the end of the reporting periods are as follows:

### 38. EVENT AFTER THE REPORTING PERIOD

On 15 January 2013, the Group entered into a sales and purchase agreement to acquire a 100% equity interest in Guangdong Liansu Valve Co., Ltd., an entity indirectly wholly-owned by Mr. Wong Luen Hei, an executive director and the ultimate controlling shareholder of the Group, at a cash consideration of RMB116,000,000. Guangdong Liansu Valve Co., Ltd. is principally engaged in the manufacture and sale of valve products. This transaction has been completed in January 2013.

### 39. APPROVAL OF THE FINANCIAL STATEMENTS

The financial statements were approved and authorised for issue by the Board on 18 March 2013.

## GLOSSARY

「董事會」 “Board”	指	本公司董事會 the Board of Directors of the Company
「英屬維爾京群島」 “BVI”	指	英屬維爾京群島 the British Virgin Islands
「企業所得稅」 “CIT”	指	企業所得稅 corporate income tax
「守則」 “Code”	指	企業管治常規守則(截至2012年3月31日)及企業管治守則(由2012年4月1日起) the Code on Corporate Governance Practices (up to 31 March 2012) and the Corporate Governance Code (as from 1 April 2012)
「本公司」或「中國聯塑」 “Company” or “China Liansu”	指	中國聯塑集團控股有限公司 China Liansu Group Holdings Limited
「息稅折攤前利潤」 “EBITDA”	指	利息、所得稅、折舊及攤銷前利潤 earnings before interest, taxes, depreciation and amortisation
「本集團」 “Group”	指	本公司及其附屬公司 the Company and its subsidiaries
「廣東聯塑電氣」 “Guangdong Liansu Electric”	指	廣東聯塑電氣有限公司，黃聯禧先生間接全資擁有的公司，並為本公司的關連人士(定義見上市規則) Guangdong Liansu Electric Co., Ltd., a company indirectly wholly-owned by Mr. Wong Luen Hei and a connected person of the Company as defined under the Listing Rules
「廣東聯塑機器」 “Guangdong Liansu Machinery”	指	廣東聯塑機器製造有限公司，黃聯禧先生間接全資擁有的公司，並為本公司的關連人士(定義見上市規則) Guangdong Liansu Machinery Manufacturing Co., Ltd., a company indirectly wholly-owned by Mr. Wong Luen Hei and a connected person of the Company as defined under the Listing Rules
「廣東聯塑科技」 “Guangdong Liansu Technology”	指	廣東聯塑科技實業有限公司，為本公司的間接全資附屬公司 Guangdong Liansu Technology Industrial Co., Ltd., an indirectly wholly-owned subsidiary of the Company
「香港」 “Hong Kong”/“HK”	指	中國香港特別行政區 Hong Kong Special Administrative Region of the PRC
「港元」 “HK\$”	指	香港之法定貨幣—港元 Hong Kong dollar, the lawful currency of Hong Kong
「上市規則」 “Listing Rules”	指	聯交所證券上市規則 the Rules Governing the Listing of Securities on the Stock Exchange

「標準守則」 “Model Code”	指	上市公司董事進行證券交易的標準守則 the Model Code for Securities Transactions by Directors of Listed Issuers
「新富星」 “New Fortune”	指	New Fortune Star Limited New Fortune Star Limited
「PE」 “PE”	指	聚乙烯 polyethylene
「PP-R」 “PP-R”	指	無規共聚聚丙烯 polypropylene random
「中國」 “PRC”	指	中華人民共和國 the People’s Republic of China
「招股章程」 “Prospectus”	指	本公司日期為2010年6月9日的招股章程 the Company’s prospectus dated 9 June 2010
「PVC」 “PVC”	指	聚氯乙烯 polyvinyl chloride
「人民幣」 “RMB”	指	中國之法定貨幣－人民幣 Renminbi, the lawful currency of the PRC
「股東」 “Shareholder(s)”	指	本公司股份持有人 holder(s) of the Share(s) of the Company
「優先票據」 “Senior Notes”	指	本公司發行於2016年到期的3億美元7.875%優先票據 US\$300 million 7.875% senior notes due 2016 issued by the Company
「證券及期貨條例」 “SFO”	指	香港法例第571章證券及期貨條例 Securities and Futures Ordinance, Chapter 571 of the Laws of Hong Kong
「順德聯塑實業」 “Shunde Liansu Industrial”	指	佛山市順德區聯塑實業有限公司 Foshan Shunde Liansu Industrial Co., Ltd.
「國務院」 “State Council”	指	中國國務院 The State Council of the PRC
「聯交所」 “Stock Exchange”	指	香港聯合交易所有限公司 The Stock Exchange of Hong Kong Limited
「美國」 “US”	指	美利堅合眾國 the United States of America
「美元」 “US\$”	指	美國之法定貨幣－美元 US dollar, the lawful currency of US

## CORPORATE INFORMATION

### 董事會

#### 執行董事

黃聯禧先生(主席)  
左滿倫先生(行政總裁)  
左笑萍女士  
賴志強先生  
孔兆聰先生  
陳國南先生  
林少全博士  
黃貴榮先生  
羅建峰先生

#### 非執行董事

林德緯先生

#### 獨立非執行董事

白重恩博士  
馮培漳先生  
王國豪先生  
張文宇先生  
高立新先生

### 審核委員會

馮培漳先生(主席)  
王國豪先生  
林德緯先生  
張文宇先生

### 薪酬委員會

馮培漳先生(主席)  
黃聯禧先生  
左滿倫先生  
白重恩博士  
王國豪先生

### 提名委員會

黃聯禧先生(主席)  
左滿倫先生  
白重恩博士  
馮培漳先生  
王國豪先生  
高立新先生

### BOARD OF DIRECTORS

#### EXECUTIVE DIRECTORS

Mr. Wong Luen Hei (*Chairman*)  
Mr. Zuo Manlun (*Chief executive*)  
Ms. Zuo Xiaoping  
Mr. Lai Zhiqiang  
Mr. Kong Zhaocong  
Mr. Chen Guonan  
Dr. Lin Shaoquan  
Mr. Huang Guirong  
Mr. Luo Jianfeng

#### NON-EXECUTIVE DIRECTOR

Mr. Lin Dewei

#### INDEPENDENT NON-EXECUTIVE DIRECTORS

Dr. Bai Chongen  
Mr. Fung Pui Cheung  
Mr. Wong Kwok Ho Jonathan  
Mr. Cheung Man Yu  
Mr. Gao Lixin

### AUDIT COMMITTEE

Mr. Fung Pui Cheung (*Chairman*)  
Mr. Wong Kwok Ho Jonathan  
Mr. Lin Dewei  
Mr. Cheung Man Yu

### REMUNERATION COMMITTEE

Mr. Fung Pui Cheung (*Chairman*)  
Mr. Wong Luen Hei  
Mr. Zuo Manlun  
Dr. Bai Chongen  
Mr. Wong Kwok Ho Jonathan

### NOMINATION COMMITTEE

Mr. Wong Luen Hei (*Chairman*)  
Mr. Zuo Manlun  
Dr. Bai Chongen  
Mr. Fung Pui Cheung  
Mr. Wong Kwok Ho Jonathan  
Mr. Gao Lixin

### 聯席公司秘書

關志偉先生  
袁水先先生

### 法定代表

左滿倫先生  
關志偉先生

### 註冊辦事處

PO Box 309, Uglund House  
Grand Cayman, KY1-1104  
Cayman Islands

### 中國總部及主要營業地點

中國  
廣東省  
佛山市  
順德區  
龍江鎮  
聯塑工業村

### 香港主要營業地點

香港九龍  
尖沙咀東部  
麼地道75號  
南洋中心  
2座12樓3室

### 上市資料

上市地點：香港聯合交易所有限公司  
股份代號：2128

### 股份資料

每手買賣單位：1,000股

於2012年12月31日已發行股份數目：  
3,033,602,350股

於2012年12月31日市值：  
161.08億港元

### JOINT COMPANY SECRETARIES

Mr. Kwan Chi Wai Samuel  
Mr. Yuan Shuixian

### AUTHORISED REPRESENTATIVES

Mr. Zuo Manlun  
Mr. Kwan Chi Wai Samuel

### REGISTERED OFFICE

PO Box 309, Uglund House  
Grand Cayman, KY1-1104  
Cayman Islands

### HEADQUARTERS AND PRINCIPAL PLACE OF BUSINESS IN CHINA

Liansu Industrial Estate  
Longjiang Town  
Shunde District  
Foshan City  
Guangdong Province  
PRC

### PRINCIPAL PLACE OF BUSINESS IN HONG KONG

Unit 3, 12th Floor, Tower 2  
South Seas Centre  
No. 75 Mody Road  
Tsim Sha Tsui East  
Kowloon, Hong Kong

### LISTING INFORMATION

Listing: The Stock Exchange of Hong Kong Limited  
Stock code: 2128

### SHARE INFORMATION

Board lot size: 1,000 shares

Share issued as at 31 December 2012:  
3,033,602,350 shares

Market capitalisation as at 31 December 2012:  
HK\$16,108 million

## 股息

截至2012年12月31日止年度每股末期股息：  
每股普通股12港仙

## 財務日誌

年度業績公告：  
2013年3月18日

### 暫停辦理股份過戶登記手續

- 確定出席股東週年大會並於會上投票的資格：  
2013年5月28至31日(包括首尾兩天)
- 確定收取擬派末期股息的資格：  
2013年6月7至11日(包括首尾兩天)

2013年股東週年大會：  
2013年5月31日

派付建議的2012年末期股息\*：  
2013年6月20日或相近日子

## 股份過戶登記總處

MaplesFS Limited  
PO Box 1093  
Queensgate House  
Grand Cayman, KY1-1102  
Cayman Islands

## 股份過戶登記分處

香港中央證券登記有限公司  
香港  
灣仔皇后大道東183號  
合和中心  
17樓1712-1716室

## DIVIDEND

Final dividend per share for the year ended 31 December 2012:  
HK12 cents per ordinary share

## FINANCIAL CALENDAR

Annual results announcement:  
18 March 2013

### CLOSURE OF THE REGISTER OF MEMBERS

- for determining the entitlement to attend and vote at annual general meeting: 28 to 31 May 2013 (both dates inclusive)
- for determining the entitlement to proposed final dividend:  
7 to 11 June 2013 (both dates inclusive)

2013 annual general meeting:  
31 May 2013

Payment of 2012 proposed final dividend\*:  
on or around 20 June 2013

## PRINCIPAL SHARE REGISTRAR

MaplesFS Limited  
PO Box 1093  
Queensgate House  
Grand Cayman, KY1-1102  
Cayman Islands

## BRANCH SHARE REGISTRAR

Computershare Hong Kong Investor Services Limited  
Shops 1712-1716, 17th Floor  
Hopewell Centre  
183 Queen's Road East, Wanchai  
Hong Kong

\* 惟須待股東於2013年5月31日舉行的2013年股東週年大會上批准後，方可作實。

\* Subject to approval by the Shareholders at the 2013 annual general meeting to be held on 31 May 2013.



### 投資者關係及媒體關係顧問

博達浩華國際財經傳訊集團  
香港灣仔港灣道6-8號  
瑞安中心20樓2009-2018室  
電話：852-3150 6788  
傳真：852-3150 6728  
電郵：liansu@pordahavas.com

### 核數師

安永會計師事務所  
香港執業會計師

### 律師

高蓋茨律師事務所

### 主要往來銀行

中國農業銀行股份有限公司  
佛山順德農村商業銀行股份有限公司  
恒生銀行有限公司  
中國工商銀行股份有限公司  
香港上海滙豐銀行有限公司

### 網址

<http://www.liansu.com>

### INVESTOR RELATIONS AND MEDIA RELATIONS CONSULTANT

Porda Havas International Finance Communications Group  
Units 2009-2018, 20th Floor, Shui On Centre  
6-8 Harbour Road, Wanchai, Hong Kong  
Tel: 852-3150 6788  
Fax: 852-3150 6728  
Email: liansu@pordahavas.com

### AUDITOR

Ernst & Young  
Certified Public Accountants, Hong Kong

### SOLICITOR

K&L Gates

### PRINCIPAL BANKERS

Agricultural Bank of China Limited  
Foshan Shunde Rural Commercial Bank Company Limited  
Hang Seng Bank Limited  
Industrial and Commercial Bank of China Limited  
The Hongkong and Shanghai Banking Corporation Limited

### WEBSITE

<http://www.liansu.com>

#### 前瞻聲明

本年報載有前瞻聲明。此等前瞻聲明包括但不限於有關收益及盈利的聲明，而「相信」、「計劃」、「預計」、「預期」、「預測」、「估計」、「推測」、「深信」、「抱有信心」及類似詞彙亦擬表示前瞻聲明。前瞻聲明是以中國聯塑董事及管理層根據業務、行業及中國聯塑經營所在的市場而具備或作出的目前信念、假設、期望、估計及預測為基準，而並非歷史事實。

此等前瞻聲明並非就未來的業務表現作出保證，而是會因為風險、不明朗因素及其他因素而受影響，其中有些因素更非本公司所能控制，且難以預料。故此，可導致實際結果與前瞻聲明所明示、暗示或預測的情況有重大差別。

上述前瞻聲明僅反映中國聯塑董事及管理層於本年報發表當日所持的觀點，任何人士一概不應依賴此等前瞻聲明。本公司並無責任公開修訂上述前瞻聲明，以反映本年報編印後所發生的事件或情況。

\* 本年報的中英文如有任何歧義，概以英文本為準。

#### Forward-looking statements


This annual report contains forward-looking statements. These forward-looking statements include, without limitation, statements related to revenues and earnings. The words "believe", "intend", "expect", "anticipate", "forecast", "estimate", "predict", "is confident", "has confidence" and similar expressions are also intended to represent forward-looking statements. These forward-looking statements are not historical facts. Rather, the forward-looking statements are based on the current beliefs, assumptions, expectations, estimates and projections of the directors and management of China Liansu about the business, industry and markets in which China Liansu operates.


These forward-looking statements are not guarantees of future performance and are subject to risks, uncertainties and other factors, some of which are beyond the Company's control and are difficult to predict. Consequently, actual results could differ materially from those expressed, implied or forecasted in the forward-looking statements.


Reliance should not be placed on these forward-looking statements, which reflect the views of the directors and management of China Liansu as at the date of this annual report only. The Company undertakes no obligation to publicly revise these forward-looking statements to reflect events or circumstances that arise after publication of this annual report.



 香港九龍尖沙咀東部麼地道75號南洋中心2座12樓3室  
Unit 3, 12th Floor, Tower 2, South Seas Centre, No. 75 Mody Road  
Tsim Sha Tsui East, Kowloon, Hong Kong

 852-2712 8405

 852-2714 7022

 [www.liansu.com](http://www.liansu.com)

 本年報由無氯氣漂染印製。  
This annual report is printed on Elemental Chlorine Free (ECF) paper.